

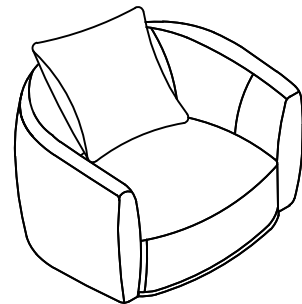

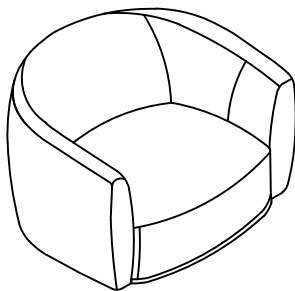
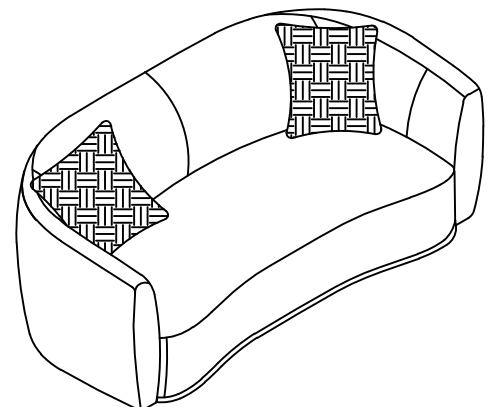

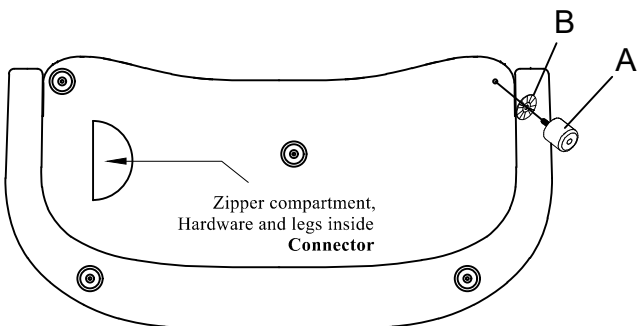


Hardware List :

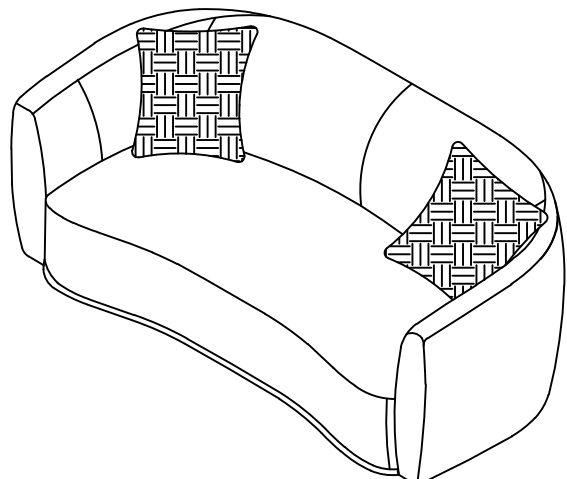
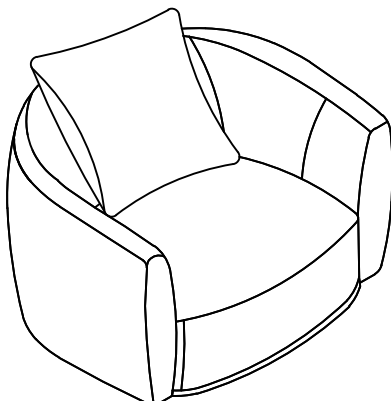
No	Picture	Description	Chair	Sofa
A	 H: 50mm	Leg	N/A	5pcs
B		Plastic Washer	N/A	5pcs



Chair



Sofa

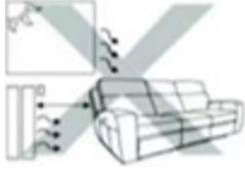


ASSEMBLY INSTRUCTIONS

Warnings

*Avoid placing unit in areas where unit can be exposed to direct sunlight other powerful light sources.

*Keep unit at least 24" from all heat sources. As fading or discoloration may occur.



*Do not sit on arms or backrest.

*Do not jump or roughhouse on furniture.



*If unit must be moved, do not drag. Unit must be lifted in order to be moved.



Care and Cleaning

*Upholstered furniture is packaged tightly to protect it during transit. This packaging can sometimes cause creases or misshaped cushions when the furniture comes out of the packaging. These issues will correct themselves over time as the fibers of the cushions are exposed to air. However, shaping the cushions with your hands can alleviate the creases and compressed fibers more quickly.



Before shaping

After shaping

*Use a vacuum cleaner to remove dust and debris from seams and crevasses.

*Use a soft damp cloth to gently clean soiled areas