

Assembly Instructions

NAJA SLAGOSE LAGO SOFA

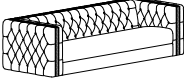

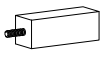

SKU#10140541/10140553

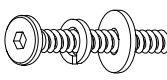

Version#1 - 2024/08/21

Thank you for purchasing this quality product. Be sure to check all packing material carefully for small parts, which may have come loose inside the carton during shipment. Identify and count all parts and compare with the **HARDWARE LIST** below.

Caution: Please read instructions thoroughly before unpacking assembly parts.

1. We recommend that you assemble this product with the assistance of another person; this will make assembly easier, and will help to eliminate damage to the product or injury to persons during assembly.
2. Please put all parts on a non-abrasive floor before assembly, and follow the assembly steps to assemble your newly purchased product correctly and efficiently.
3. Do not tighten all bolts until the assembly is completed.

NO.	PARTS LIST		Q' TY
A		SOFA BODY	1
B		METAL LEGS	2
C		CENTER LEG SIZE: 38mm*38mm5"H	2
D		PILLOWS 18" * 18"	2

NO.	HARDWARE LIST		Q' TY
1		Ø5/16"x 18 x 1 1/4"L Bolt	8
		Ø5/16" x Ø13 Spring Washer	
		Ø5/16" x Ø19 x 2mmT Flat Washer	
2		Allen Key M5x64mm	1

