








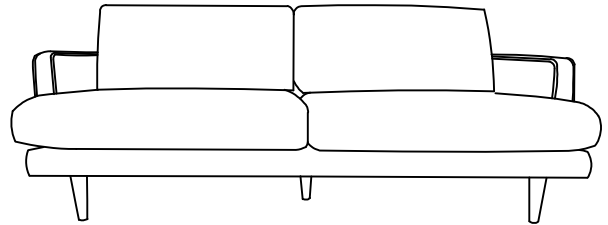


Assembly Instructions

BANC 8030 SOFA

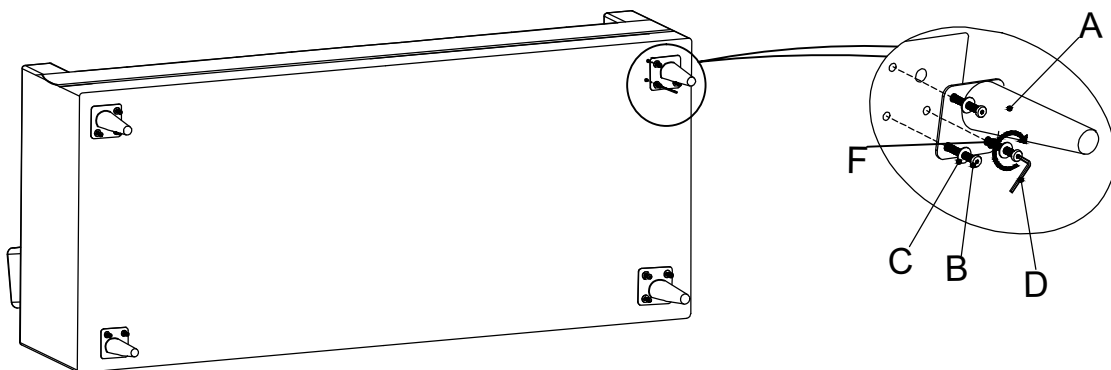
SKU#10180305
SKU#10181319

Code	Hardware	QTY
A	Wooden feet $\varnothing 60 \times \varnothing 30 \times 190 \text{mm}$ 	4 PCS
B	Bolt $\text{M}8 \times 25 \text{mm}$ 	12 PCS
C	Washer $\varnothing 19 \times \varnothing 8 \times 1.2 \text{mm}$ 	12 PCS
D	Allen key $\text{M}5 \times 100 \times 50 \text{mm}$ 	1 PC
F	Spring Washer $\varnothing 13 \times \varnothing 9 \times 1 \text{mm}$ 	12 PCS
E	Midfoot $\varnothing 60 \times \varnothing 30 \times 185 \text{mm}$ 	1 PC
J	Plastic Washer $\varnothing 49 \times \varnothing 10 \times 2.2 \text{mm}$ 	1 PC



Read this instruction carefully. Refer hardware and furniture parts are complete before assembling. Place all on a clean and flat soft surface to prevent scratches. Refer steps provided as assembling guide.

Step 1: Use Allen key (D) and drive the Bolt (B) with flat washer (C,F) to attach to the timber leg to assembly to leg (A). Repeat step 1 for the other legs (A)



Step 2: Assembly Supporting leg (E) to sofa body with Plastic Washer (J) as showing.

