









Before you begin,Please follow Assembly Instruction carefully.Then follow them step by step

| PART LIST | | | |
|-----------|-----------------------|---|-----|
| NO | Description | Item | QTY |
| A | Seat Frame |  | x1 |
| B | Wood Leg |  | x4 |
| C | Washer M8mm |  | x8 |
| D | Spring Washer M8mm |  | x8 |
| E | Bolts M8*70mm |  | x8 |
| F | Allen key |  | x1 |
| G | Backrest |  | x2 |
| H | Pillow |  | x2 |
| | | | |
| | | | |
| | | | |
| | | | |
| | | | |
| | | | |
| | | | |
| | | | |

