






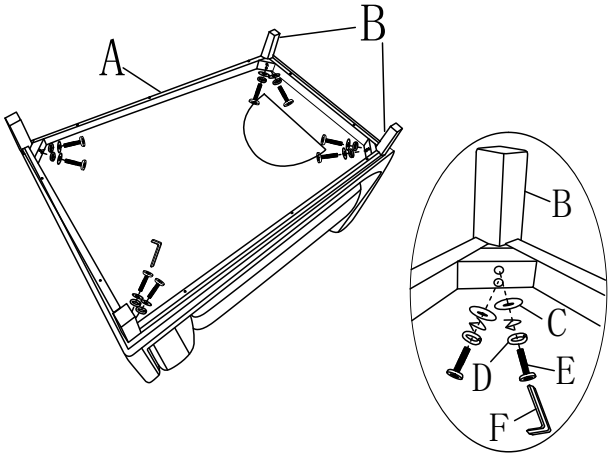
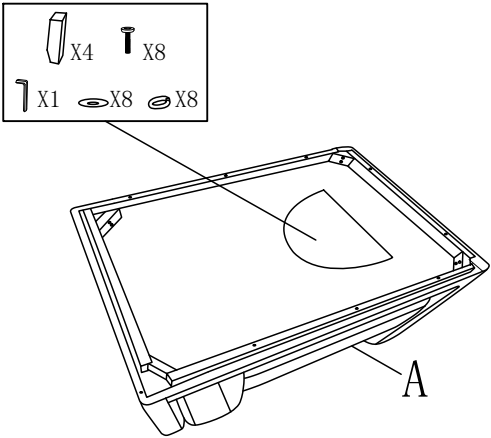


Before you begin,Please follow Assembly Instruction carefully.Then follow them step by step

PART LIST			
NO	Description	Item	QTY
A	Seat Frame		x1
B	Wood Leg		x4
C	Washer M8mm		x8
D	Spring Washer M8mm		x8
E	Bolts M8*70mm		x8
F	Allen key		x1
G	Backrest		x1



① ②
③ ④

