
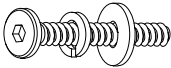





Thank you for purchasing this quality product. Be sure to check all packing material carefully for small parts, which may have come loose inside the carton during shipment. Identify and count all parts and compare with the **HARDWARE LIST** below.

Caution: Please read instructions thoroughly before unpacking assembly parts.

1. We recommend that you assemble this product with the assistance of another person; this will make assembly easier, and will help to eliminate damage to the product or injury to persons during assembly.
2. Please put all parts on a non-abrasive floor before assembly, and follow the assembly steps to assemble your newly purchased product correctly and efficiently.
3. Do not tighten all bolts until the assembly is completed.

NO.	PARTS LIST		Q' TY	NO.	HARDWARE LIST		Q' TY
A		CHAIR BODY	1	1		Ø5/16"x 18 x 1 1/4"L Bolt	8
B		METAL LEGS	2			Ø5/16" x Ø13 Spring Washer	
C		PILLOW 18" * 18"	1			Ø5/16" x Ø19 x 2mmT Flat Washer	
				2		Allen Key M5x64mm	1

