






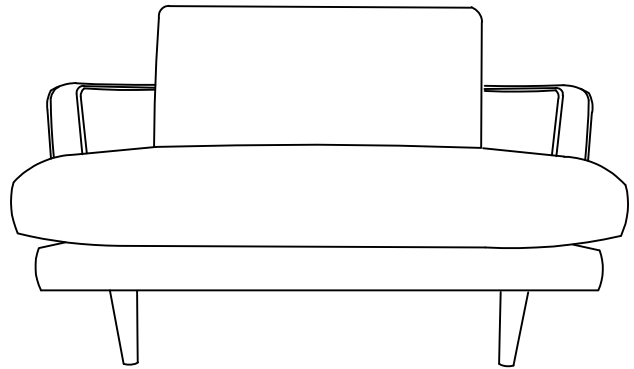


# Assembly Instruction

## BANC 8030 CHAIR

SKU#10380309  
SKU#10381313

Code	Hardware	QTY
A	Wooden feet $\varnothing 60 \times \varnothing 30 \times 190 \text{mm}$ 	4 PCS
B	Bolt M8*25mm 	12 PCS
C	Washer $\varnothing 19 \times \varnothing 8 \times 1.2 \text{mm}$ 	12 PCS
D	Allen key M5*100*50mm 	1 PC
F	Spring Washer $\varnothing 13 \times \varnothing 9 \times 1 \text{mm}$ 	12PCS



Read this instruction carefully. Refer hardware and furniture parts are complete before assembling. Place all on a clean and flat soft surface to prevent scratches. Refer steps provided as assembling guide.

Step 1: Use Allen key (D) and drive the Bolt (B) with flat washer (C,F) to attach to the timber leg to assembly to leg (A). Repeat step 1 for the other legs (A)

