

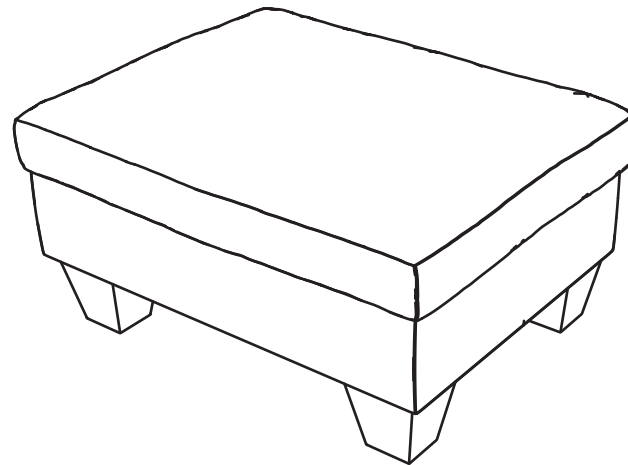
ASSEMBLY INSTRUCTION



MANUFACTURED FOR ROOMS TO GO

VENDOR CODE: TXNS
STOCK#:8180-35 OTTOMAN
Update: 6/18/2025 Version #: 1

SKU#:10481846



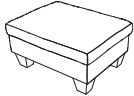




MANUFACTURED FOR ROOMS TO GO

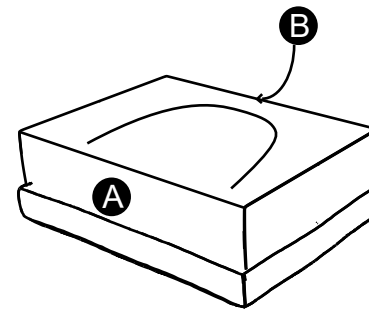
Part Location

VENDOR CODE: TXNS
STOCK#:8180-35 OTTOMAN
Update: 6/18/2025 Version #: 1

SKU#:10481846

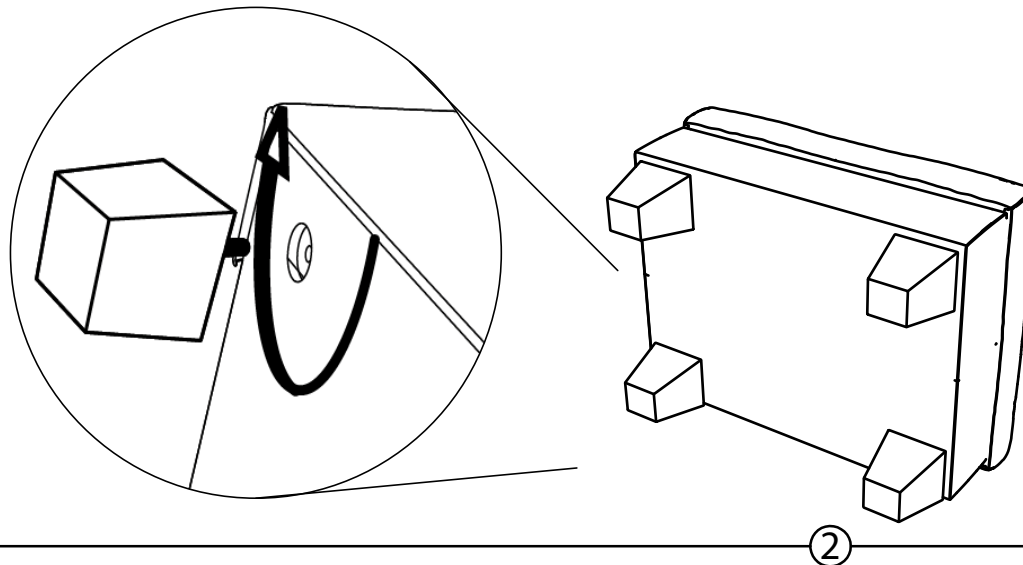
TOOLS REQUIRED: NO			
PART LIST			
NO	Description	Sketch	Quantity
A	OTTOMAN		1
B	FEET		4
C	PLASTIC WASHERS		4

Feet (part B) are stored in base of ottoman (part A)

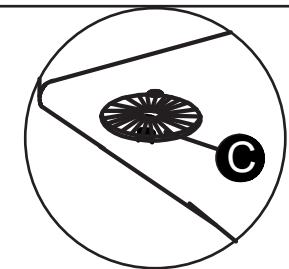


Step 1

Screw in legs (part B) into ottoman base (part A) by rotating clockwise.



OPTIONAL



Adjust each leg by inserting a washer (C) to make it even and level with the floor.