





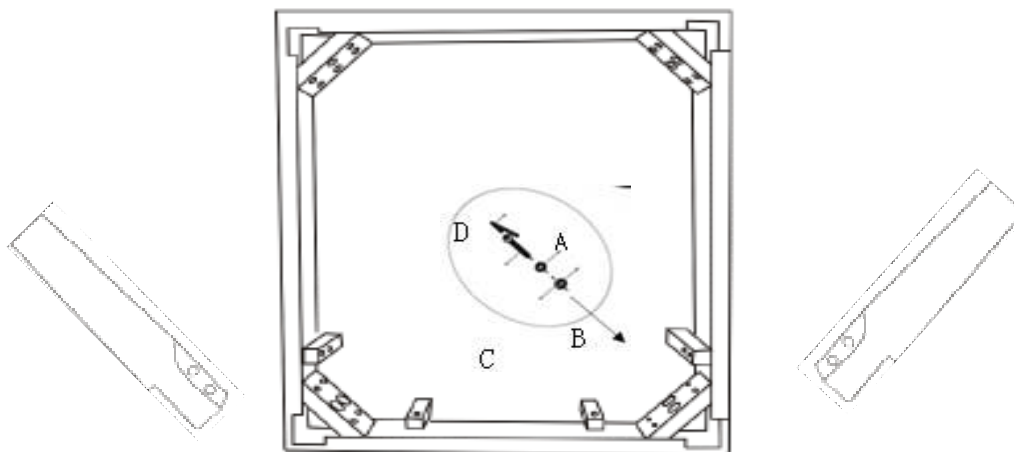


Accent Chair Assembly

DS-2510-900-405

Parts and Hardware

ITEM	DESCRIPTION			ITEM	DESCRIPTION		
A		Bolt	8	E		Leg	4
B		washer	8				
C		Lock washer	8	F		Chair back attached seat	1
D		Allen Wrench	1				



Step 1 : Place the chair on a smooth flat surface.

Step 2: Attach leg (E) to seat frame using bolt (A), washer (B), lock washer (C). Tighten with Allen wrench (D)

