




ASSEMBLY INSTRUCTIONS

UNIF 59933-095-2X

SKU# 10559384

Glider Recliner

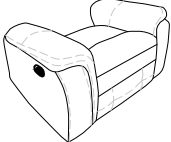
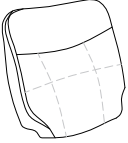


Manufactured for Rooms To Go



LIST OF PARTS

TOOL REQUIRED: NO TOOL REQUIRED

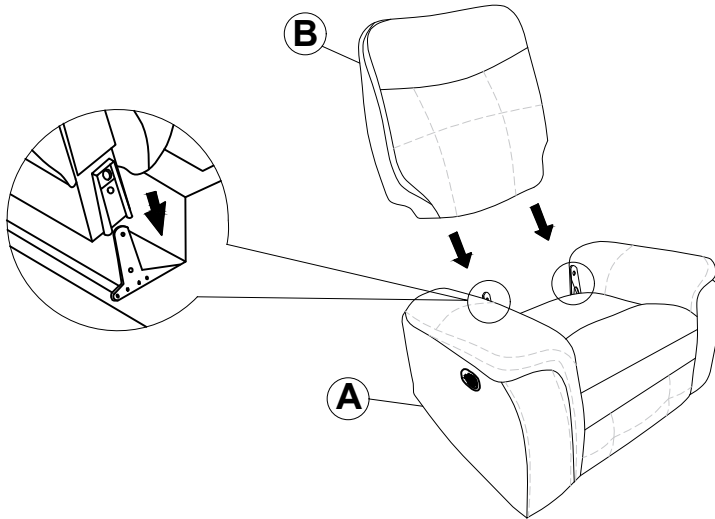
PART LIST

No.	Description	Item	Quantity
A	Seat + Arms		1
B	Backrest		1
C	Left wing (Put under metal frame, inside Left Armrest box)		1
D	Right wing (Put under metal frame, inside Right Armrest box)		1

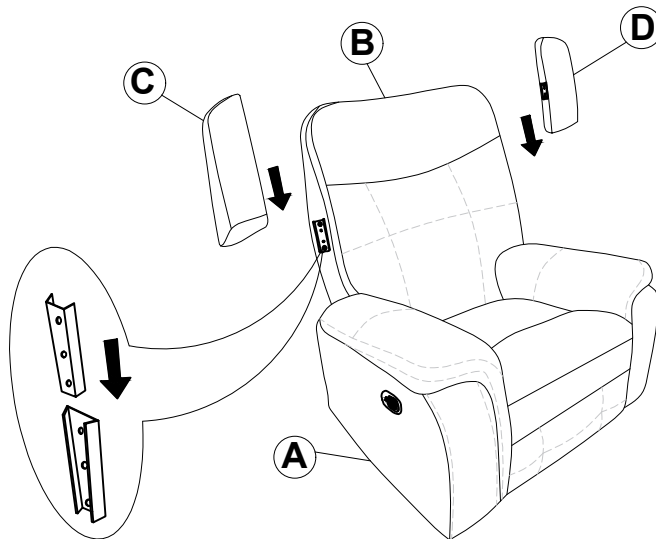
ASSEMBLY INSTRUCTION

Step 1: 1. Please lay the Sofa on a clean, plain and non-abrasive surface to assemble.

2. Attach the Backrest (B/C/D) to the Seat (A)



Step 2: Attach the Wing (E/F) to the Left and Right side of the Backrest (B/D).



Step 3: Open the footrest by pull out the switch at the arm side.

