



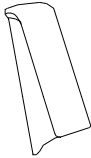
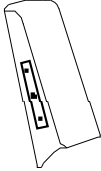
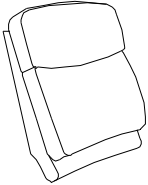
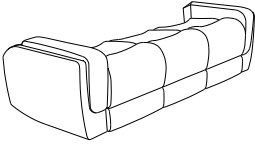
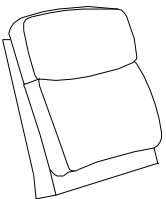

Assembly Instructions

SYNE 2179-52 Reclining Sofa & DDT

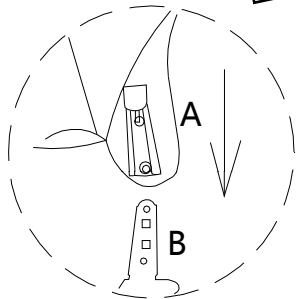
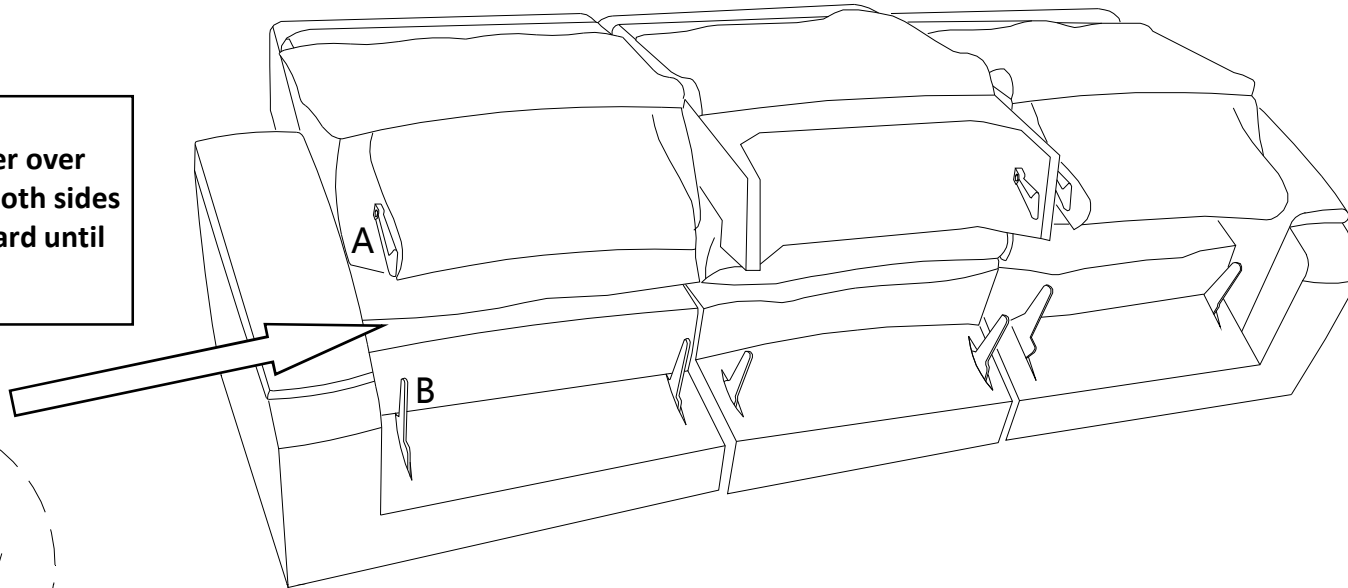
SKU# 11121732 11121744 11121756

*****CAUTION:** The item is heavy, assembly should be performed by two people.

Parts and Hardware List

No	Description	Image	Qty	No	Description	Image	Qty
A	LSF Wing		1	C	RSF Wing		1
B	LSF Back Cushion		1	D	Sofa Recliner Base		1
C	Center Back Cushion		1	E	RSF Back Cushion		1

Step 1
Slide the metal receiver over the metal post. Press both sides of back firmly downward until locked in place.



Step 2
Insert the male KD Bracket into the slot of the female Bracket pressing firmly downward until the frame is tight.

