


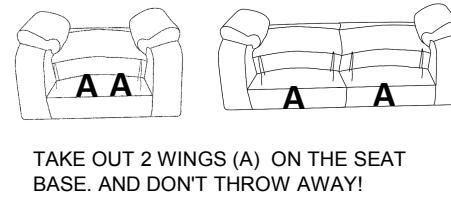
ASSEMBLY INSTRUCTION (MM5102)

SKU NO:	11651026	11651040
	11451022	11451046
	11351020	11351044
	11551024	11551048
	11251028	11251042
	11151026	11151040

PRODUCT DIAGRAM

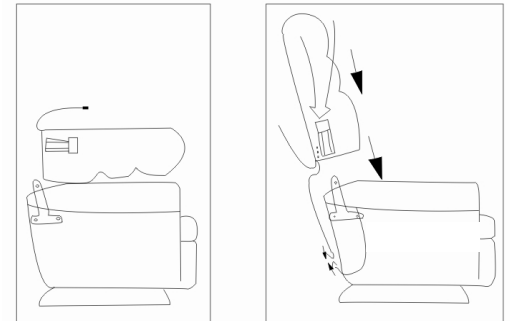


STEP 1

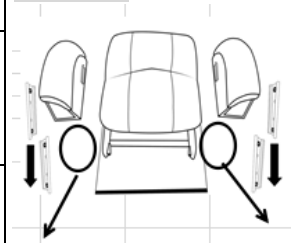


STEP 4

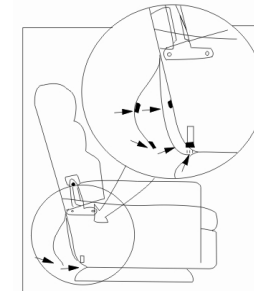
BACK ATTACHMENT INSTRUCTION



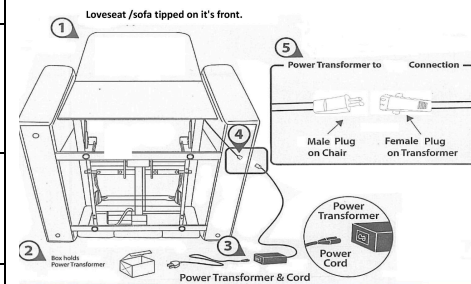
STEP 2



Step 3 . Attach Velcro back flap starting in the middle and working towards outside, pulling flap tight

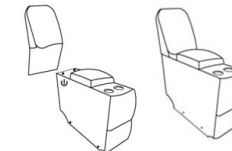


STEP 3



STEP 5

CONSOLE K/D BACK SET-UP



PART DIAGRAM	GLIDER RECLINER	(POWER) MOTION LOVESEAT W/CONSOLE	LOVESEAT	(POWER) MOTION SOFA
SEAT BASE	1	/	/	/
SEAT BASE	/	1	/	/
SEAT BASE	/	/	1	/
SEAT BASE	/	/	/	1
K/D WING	1	1	1	1
BACK	1	2	2	3