

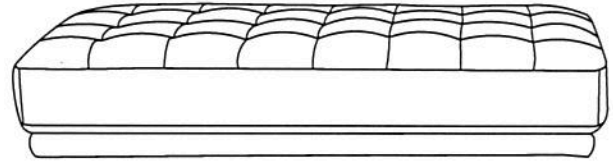
FNHM

SFU-9379 OTXL

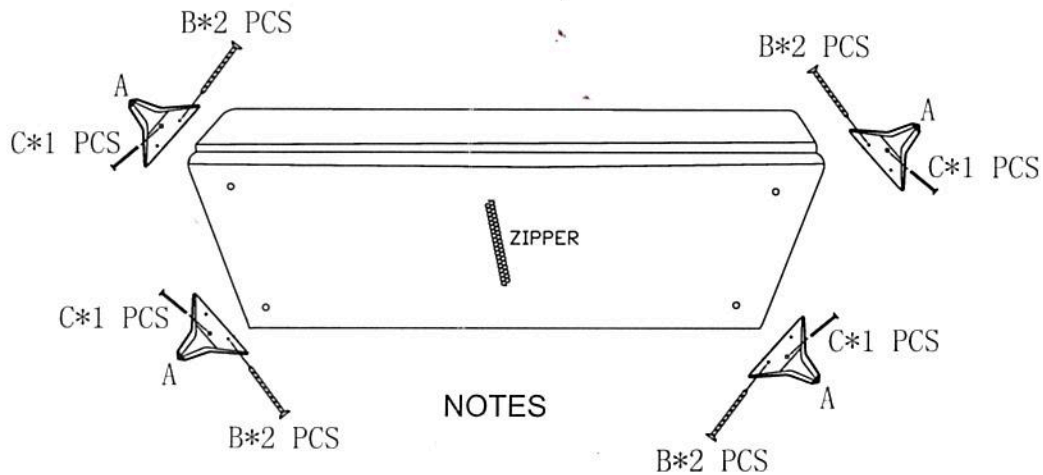
SKU# 12592780

PARTS LIST:

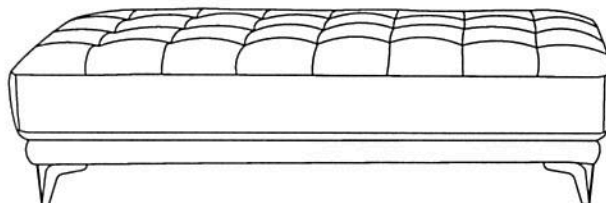
- A:  SOFA LEG  
13.5cm HEIGHT 4PCS
- B:  SCREW M5\*50mm 8PCS
- C:  BOLTM8\*35mm 4PCS



BEFORE



- 1.UNZIP, WHERE SOFA LEGS AND SCREWS ARE KEPT.
- 2.CONFIRM THE SOFA LEGS AND SCREWS ARE IN LINE WITH THE LIST ON TOP LEFT PICTURE.
- 3.ALIGN THE LEGS TO THE MARKED PISTION ON THE BOTTOM OF SOFA. REFER TO PICTURE. (SCREW HOLE POSITIONING)
4. PLEASE USE TWO SCREWS (B) AND ONE BOTL (C) WHEN FASTENING EACH LEG A.
- 5.DISPLAY AS BELOW PICTURE AFTER FINISHING INSTALLAION, CHECKING IF CORRECT AND FIRM.



AFTER