



# HNCL

3796C-SF

SOFA

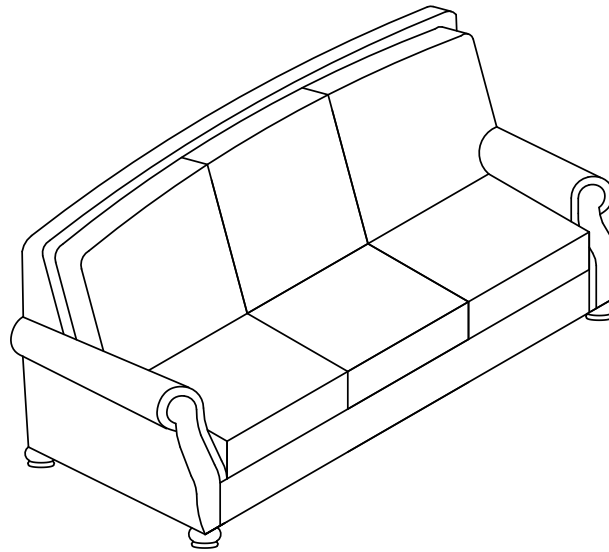
SKU# 14137942

3796D-SF

SOFA

SKU# 14137954

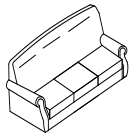
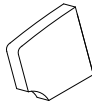
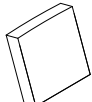
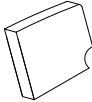


Manufactured for Rooms To Go

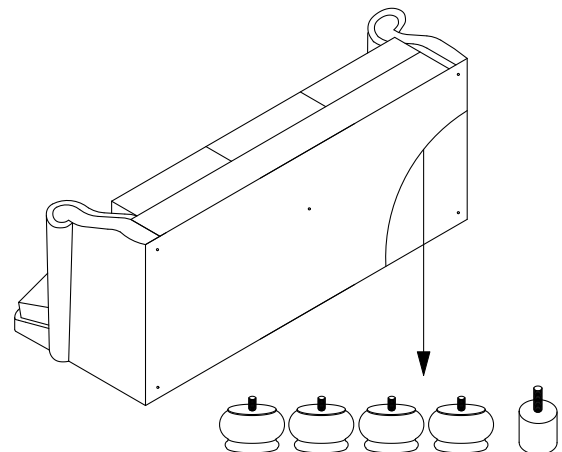
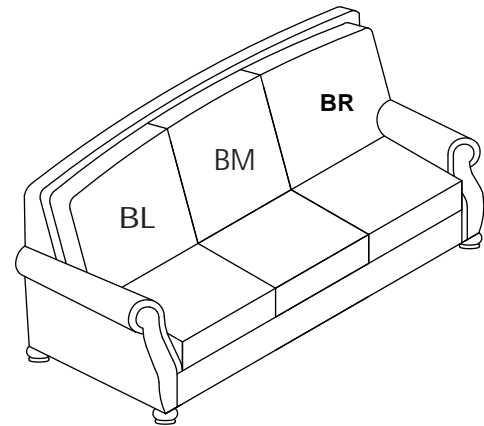


SOFA

## LIST OF PARTS

TOOLS REQUIRED: SCREWDRIVER (Not included)

NO	Description	Item	QTY
<b>A</b>	Sofa Assembly		1
BL	LAF Backrest		1
BM	Middle Backrest		1
<b>BR</b>	RAF Backrest		1
<b>C</b>	Wood Leg		4
<b>D</b>	Central Support Leg		4

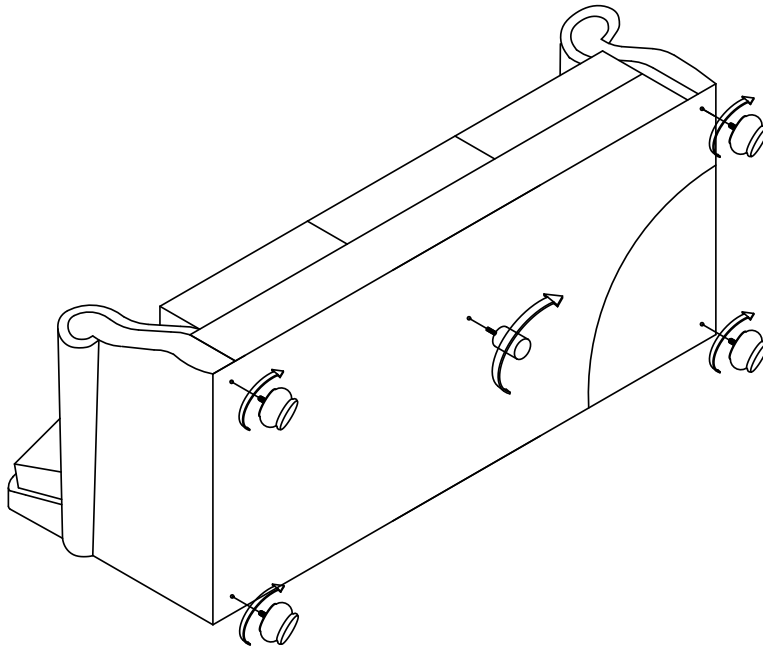


Legs and hardware are located inside of the zip pocket

# ASSEMBLY INSTRUCTION

## Step1

Take off the legs **(C),(D)** from the zip pocket at the bottom of the sofa. Align wood legs **(C)** to the pre-drilled holes at the corners, then turn the legs clockwise until the legs are tightened. Insert the bolt of the middle support leg **(D)** in the pre-drilled holes at the central then turn the leg clockwise until the leg is tightened.



## Step 2

Attach the backrests **(BL),(BM),(BR)** to back frame by zippers.

