







ASSEMBLY INSTRUCTION

Manufactured by SBCR for Rooms To Go SKU:

Model Code: US5094 Sofa/Loveseat/Chair/Ottoman/Sofa bed

14150952, 14250954, 14350956, 14450958, 14950958, 14150940, 14250942, 14350944, 14450946, 14950946

A		Wood leg	4 pcs
B	 M10 X 60	Bolt	4 pcs
C		Middle leg	2 pcs
D		screw driver	(not provided)

Step 1 Flip the sofa over on a solid non-abrasive surface such as carpet or cloth as shown below, open the bag on the bottom to locate the legs and then attach the legs(A) aligning the pre-drilled holes on the corner of sofa bottom as shown, using bolts(B), securely tighten the bolt with screw driver(D). Middle legs(C) are only required for 3-seater.

