




RLAX

M660B-2 LOVESEAT

SKU# 14206608








SKU# 14206610

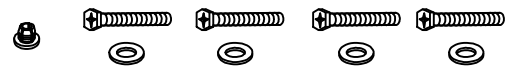
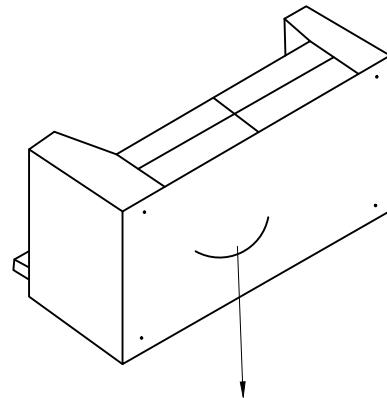
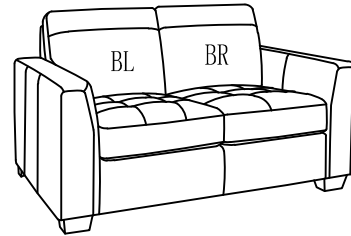
Manufactured by (RLAX) for Rooms To Go



LOVESEAT

LIST OF PARTS

TOOLS REQUIRED:SCREWDRIVER (Not included)			
NO	Description	Item	QTY
A	Sofa Assembly		1
BL	LAF Backrest		1
BR	RAF Backrest		1
C	Wood Leg		4
D	Bolt	 M8x18x75MM	4
E	Flat Washer	 M8x16x1.5	4
F	Rubber Plug		4

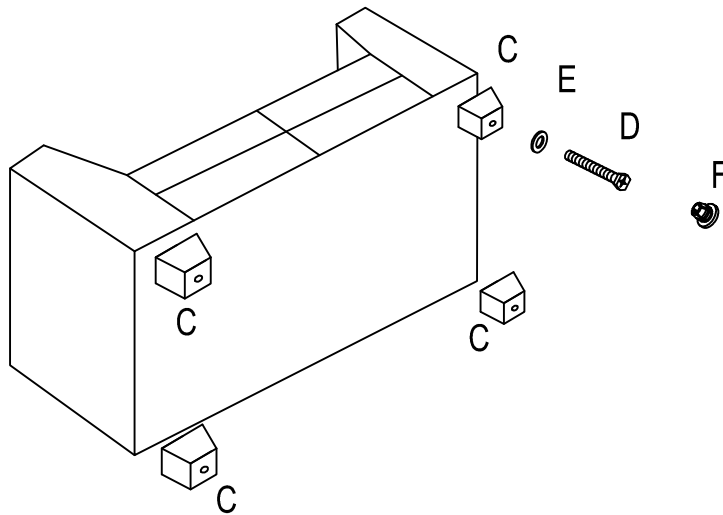


Legs and hardware are located inside of the zip pocket

ASSEMBLY INSTRUCTION

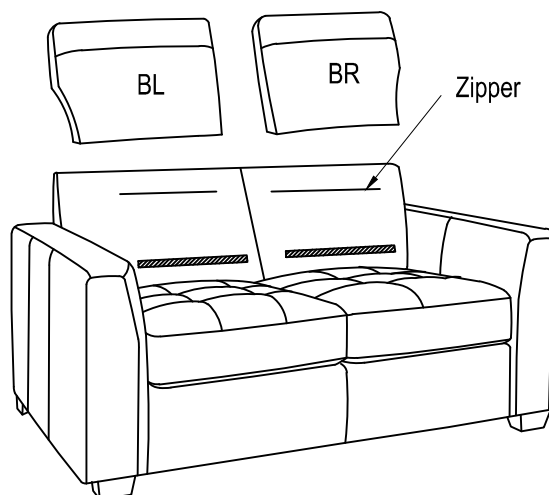
Step1

Take off the legs (C), from the zip pocket at the bottom of the sofa. Align wood legs (C) to the pre-drilled holes at the corners, then turn the legs clockwise until the legs are tightened. Place a rubber plug(F) after install the leg



Step2

Attach the backrests (BL),(BR) to back frame by zippers.




ASSEMBLY INSTRUCTIONS

The sofa requires no special but normal maintenance, so does the padding material.

If your sofa is with fabric filler or down feather padding, you will need to shape its cushions carefully to make them restore to their original shapes, because long way transportation will make the cushions out of shape.

In fact, the long journey which the sofa is subjected to before reaching your home could temporarily affect the sofa's initial beauty.



Care and Cleaning

Dust often and use a vacuum cleaner to clean seams. To maintain the fabric appearance, gently cleansoiled areas with soft cloth dampened with water. Wipe with a clean, damp surface(do not rub).

Spot Cleaning Fabric: Blot any spills immediately; do not rub. Blot away the excess liquid with a clean, dry, white cloth; turning the cloth frequently.

Do not use common household cleaners, solvents, or dry cleaning fluids on fabric furniture. These cleaners may cause damage and color fading.

Do not use or place sharp objects on upholstered furniture.

Do not place furniture in direct sunlight and keep furniture at least 60cm/2ft from heat sources to avoid fading.