




# HNCL

3796C-LS  
3796D-LS

LOVESEAT  
LOVESEAT

SKU#14237944  
SKU#14237956

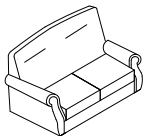
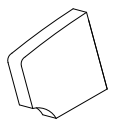
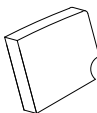

Manufactured for Rooms To Go

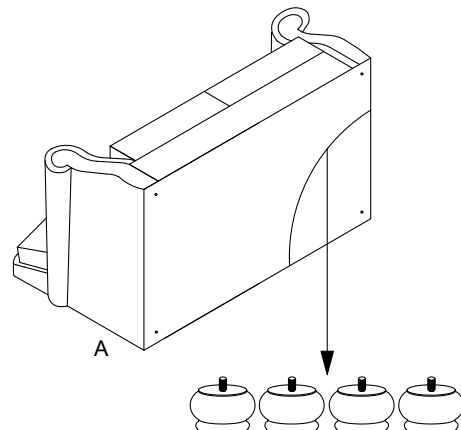
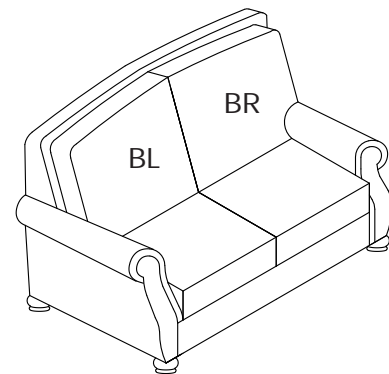


LOVESEAT

## LIST OF PARTS

TOOLS REQUIRED:SCREWDRIVER (Not included)

NO	Description	Item	QTY
A	Loveseat Assembly		1
BL	LAF Backrest		1
BR	RAF Backrest		1
C	Wood Leg		4

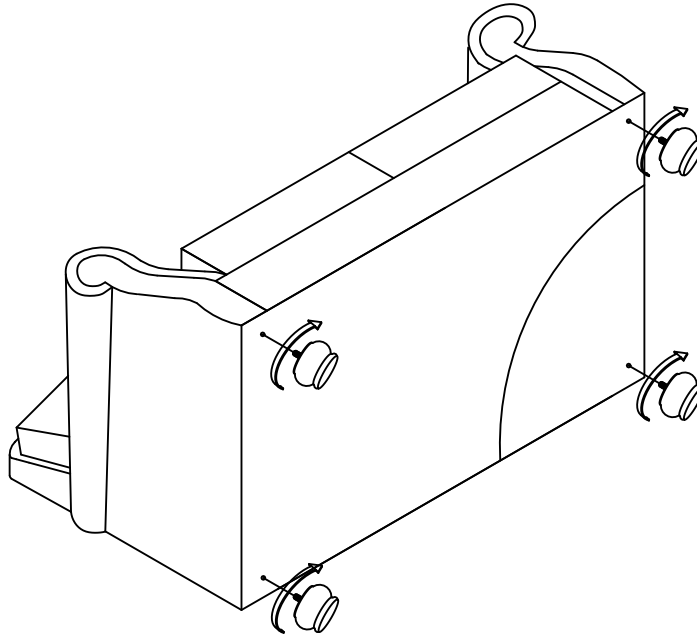


Legs and hardware are located inside of the zip pocket.

# ASSEMBLY INSTRUCTION

## Step1

Take off the legs **(C)** from the zip pocket at the bottom of the Loveseat.Align wood legs **(C)** to the pre-drilled holes,then turn clockwise until the legs are tighten.



## Step 2

Attach the backrests **(BL)**,**(BR)** to back frame by zippers.

