

Assembly Instructions

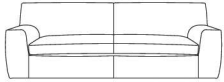

33449-LMF2-3P2C SOFA

Manufactured by VIOL for Room To Go

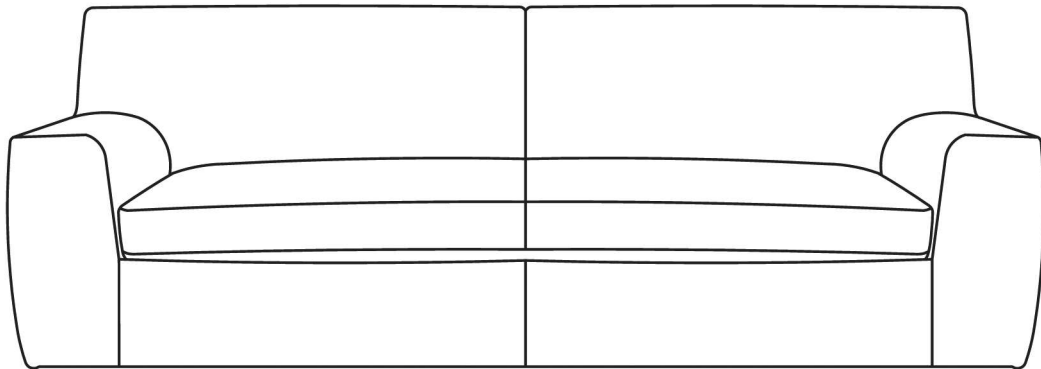
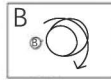
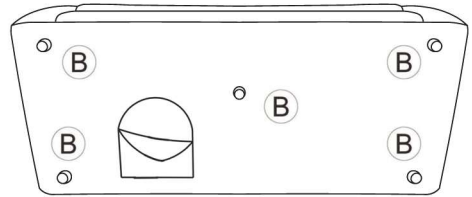
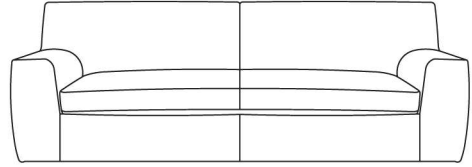
SKU#14134441/14134453

TOOLS REQUIRED: SCREWDRIVER

PART LIST

NO	Description	Item	Quantity
A	SOFA		1
B	Wooden leg		5

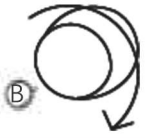
A



Hardware Park Locations : Open the zipper at the bottom of the chair.

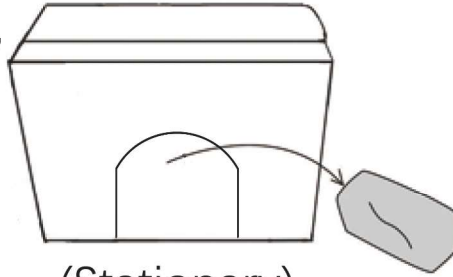
SOFA , SKU#14134441/14134453

B

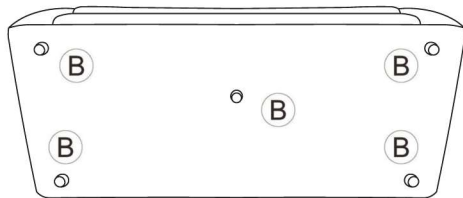


STEP 1:

Please put the sofa upside down, find the sofa legs on the bottom of sofa.



(Stationary)



Install all legs accordingly to above instruction:

Wooden leg: Insert the wooden leg (B) in to the hole. Use hand to tighten the wooden leg (B) clockwise until secure.