

# **SETUP AND OPERATION GUIDE**

## ***Rocker Recliner***

***SKU: 17637503***

***Vendor Code: MVLC***

***Version 2: 04/02/2025***



## IMPORTANT SAFETY INSTRUCTIONS

READ ALL INSTRUCTIONS BEFORE USING.

WARNING: To reduce the risk of burns, fire, electric shock, or injury to persons:

1. DANGER: To reduce the risk of electric shock-Always unplug this furnishing from the electrical outlet before cleaning.
2. Unplug from outlet before putting on or taking off parts.
3. Close supervision is necessary when used by or near children, or disabled people.
4. Use this furnishing only for its intended use as described in these instructions.  
Do not use attachments not recommended by the manufacturer.
5. Never operate this furnishing if it has a damaged cord or plug, if it is not working properly, if it has been dropped or damaged, or dropped into water.
6. Keep the cord away from heated surfaces.
7. Never drop or insert any object into any opening.
8. Do not use outdoors. Just for household indoor use only.
9. To disconnect, turn all controls to the off position, then remove plug from outlet.
10. WARNING: Risk of injury - Keep children away from extended foot support.
11. WARNING: Risk of injury to Persons – do not use this furnishing to support video equipment such as televisions or computer monitors.

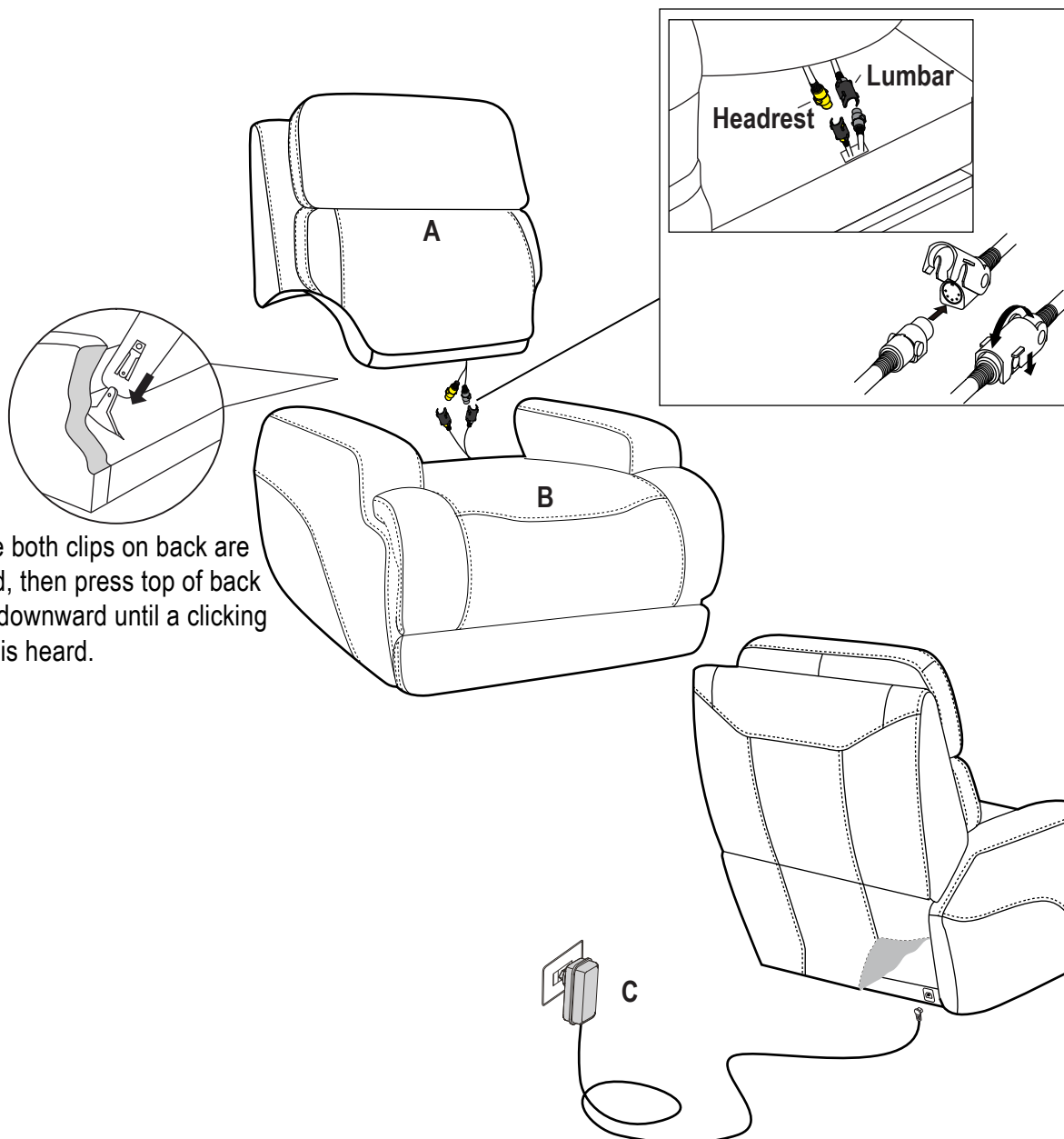
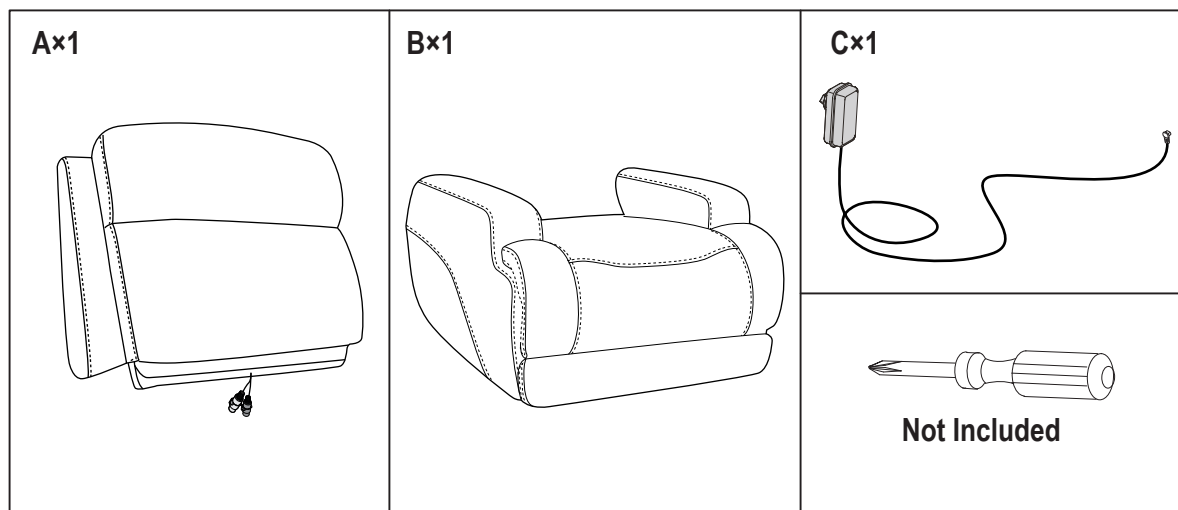
### FCC INSTRUCTION

**CAUTION:** Changes or modifications not expressly approved by the party responsible for compliance could void the user's authority to operate the equipment.

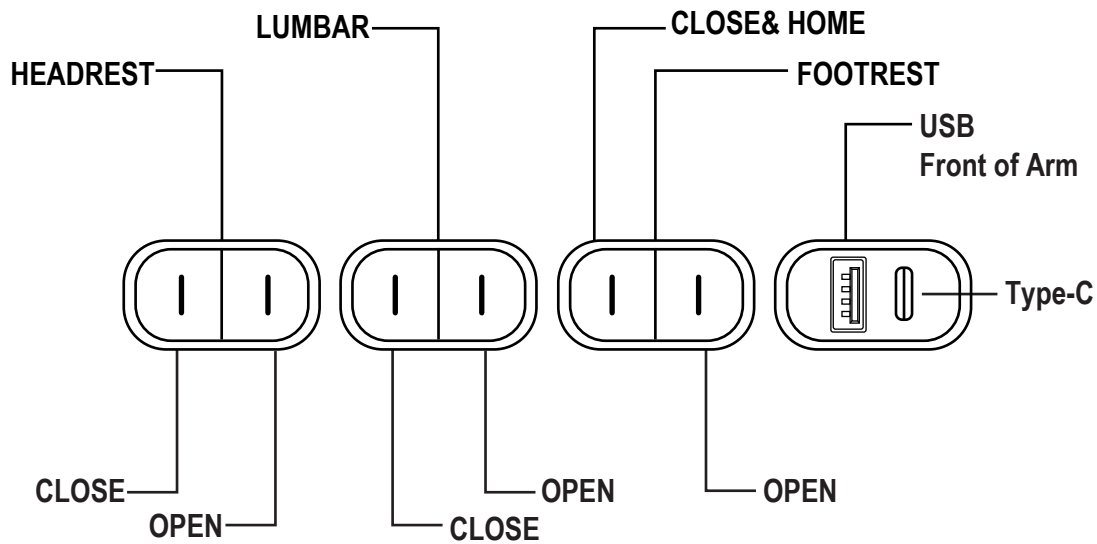
**NOTE:** This equipment has been tested and found to comply with the limits for a Class B digital device, pursuant to Part 15 of the FCC Rules. These limits are designed to provide reasonable protection against harmful interference in a residential installation. This equipment generates, uses, and can radiate radio frequency energy and, if not installed and used in accordance with the instructions, may cause harmful interference to radio communications. However, there is no guarantee that interference will not occur in a particular installation. If this equipment does cause harmful interference to radio or television reception, which can be determined by turning the equipment off and on, the user is encouraged to try to correct the interference by one more of the following measures:

- Reorient or relocate the receiving antenna.
- Increase the distance between the equipment and receiver.
- Connect the equipment into an outlet on a circuit different from that to which the receiver is connected.
- Consult the dealer or an experienced radio/TV technician for help.

**SAVE THESE INSTRUCTIONS**



Ensure both clips on back are aligned, then press top of back frame downward until a clicking sound is heard.



**Care should always be taken to assure there is nothing in the path of the mechanism before and during operation.**

**To Recline:** Sit on the furniture, and press the front of the button closest to the footrest to smoothly raise the footrest and recline to any position. The headrest and lumbar support will be raised when recline the backrest. To lower the footrest and return to an upright position, press the back side of the button closest to the footrest.

**To adjust headrest:** Press the front of the button closest to the backrest to smoothly raise and adjust the headrest to any position. To lower the headrest and return it to its original position, press the back side of the button closest to the backrest.

**To adjust lumbar support:** Press the front of the center button to smoothly raise and adjust the lumbar support to any position. To lower the lumbar support and return it to its original position, press the back side of the center button.

**To close all:** To simultaneously return the headrest, footrest, and lumbar support to their original positions, press and hold the back side of the button closest to the footrest.



## WARNINGS & CAUTIONS

- To avoid injury, use care when assembling.
- Use on level surface.
- Adult supervision when used by children.
- Maximum load 158 kg / 350 lb.
- Exceeding this weight may damage product and cause potential injury.
- For indoor use only.
- To avoid any risk of suffocation to children or pets, dispose of all plastic bags immediately.
- To ensure proper performance, occasionally check for loose screws and tighten as needed.

## Customer Service

If you have any questions regarding the use of this unit, or find that your unit needs service, please contact your retailer.

Product Protected By Following Patents:  
Patented Articulating Power Headrest & Lumbar  
Us Patent: 10,736,423

Manufactured for Rooms To Go by MVLC

# IMPORTANT SAFETY INSTRUCTIONS



## WARNING

**Misuse can result in FIRE or DEATH by ELECTRICAL SHOCK**

**100-240VAC / 2.0A  
ZBPOWER  
ZB-H290020A-C**

**Read all instructions before using this furnishing.**

**DANGER – To reduce the risk of electric shock:**

- Always unplug this furnishing from the electrical outlet before cleaning or servicing.

**WARNING – To reduce the risk of burns, fire, electric shock, or injury to persons:**

- Unplug from outlet before putting on or taking off parts.
- Never operate this furnishing if it has a damaged electrical cord or plug, if it is not working properly, or if the electrical cord or plug has been damaged or dropped into water. Stop using this furnishing and call a service center for examination and repair.
- Keep the electrical cord and plug away from heated surfaces and other heat sources.
- To disconnect, turn all controls to the off position, then remove plug from outlet.
- When operating, ensure that electrical cord is not under the base, legs, or motion mechanism to avoid damage to electrical cord or plug.
- Do not strain or stretch electrical cord.
- Do not use extension cords or power strips.
- Keep out of reach of children. This is not a toy.
- Plug directly into a compatible electrical socket.
- Do not modify the plug or use any adapters.

# INSTRUCCIONES DE SEGURIDAD IMPORTANTES



## WARNING

**El mal uso puede provocar INCENDIO o MUERTE por DESCARGA ELÉCTRICA**

**100-240VAC / 2.0A  
ZBPOWER  
ZB-H290020A-C**

**Leer todas las instrucciones antes de usar este mobiliario.**

**PELIGRO – Para reducir el riesgo de descarga eléctrica:**

- Siempre desenchufe este accesorio de la toma de corriente eléctrica antes de limpiarlo o repararlo.

**ADVERTENCIA: para reducir el riesgo de quemaduras, incendios, descargas eléctricas o lesiones a personas:**

- Desenchufe del tomacorriente antes de colocar o quitar partes.
- Nunca opere este accesorio si tiene un cable o enchufe eléctrico dañado, si no funciona correctamente, o si el cable o el enchufe eléctrico se ha dañado o se ha caído al agua. Deje de usar este equipamiento y llame a un centro de servicio para que lo examinen y lo reparen.
- Mantenga el cable eléctrico y el enchufe lejos de superficies calientes y otras fuentes de calor.
- Para desconectar, gire todos los controles a la posición de apagado, luego retire el enchufe del tomacorriente.
- Al operar, asegúrese de que el cable eléctrico no esté debajo de la base, las patas o el mecanismo de movimiento para evitar dañar el cable eléctrico o el enchufe.
- No fuerce ni estire el cable eléctrico.
- No utilizar cables de extensión o tomas de corriente.
- Mantener fuera del alcance de los niños. Esto no es un juguete.
- Enchúfelo directamente a una toma de corriente compatible.
- No modifique el enchufe ni utilice adaptadores.