



INSTRUCTIONS D'ASSEMBLAGE
ASSEMBLY INSTRUCTIONS

MONARCH
SPECIALTIES INC.

I 8058

CHAISE D'APPOINT -
ENS. 2PCS / TISSU VINTAGE FRANCAIS

ACCENT CHAIR -
2PCS SET / VINTAGE FRENCH FABRIC


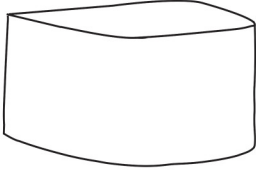




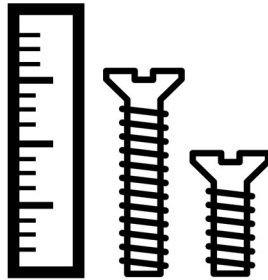
**POUR DE L'ASSISTANCE OU POUR COMMANDER
DES PIÈCES CONTACTEZ NOTRE DÉPARTEMENT
DE SERVICE À LA CLIENTÈLE.**

**FOR ASSISTANCE OR TO ORDER PARTS
CONTACT OUR CUSTOMER SERVICE DEPARTMENT**

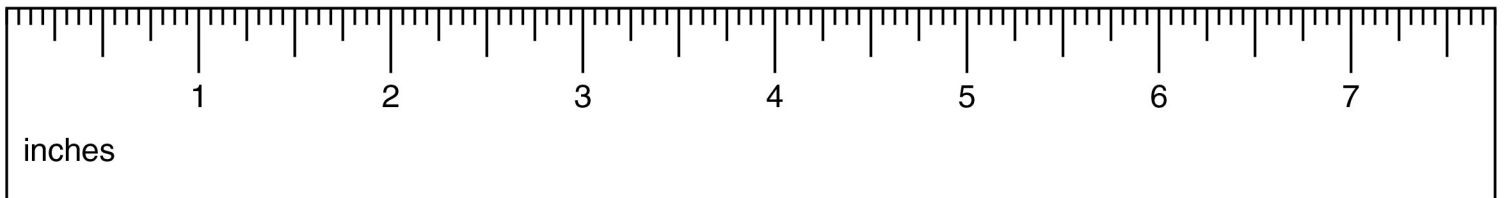
WWW.MONARCHSERVICE.COM

LISTE DES PIÈCES
PARTS LIST

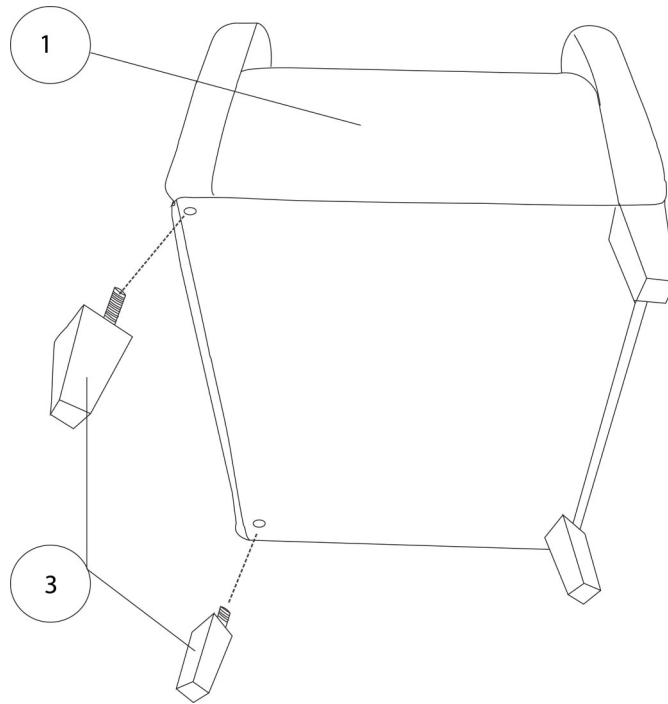
PIÈCE / PART #	IMAGE	DESCRIPTION	QTY / QTÉ
1		SEAT SIÈGE	1
2		OTTOMAN POUF	1
3		CHAIR LEG (BIG) PATTE DE CHAISE (GRANDE)	4
4		CHAIR LEG (SMALL) PATTE DE CHAISE (PETITE)	4



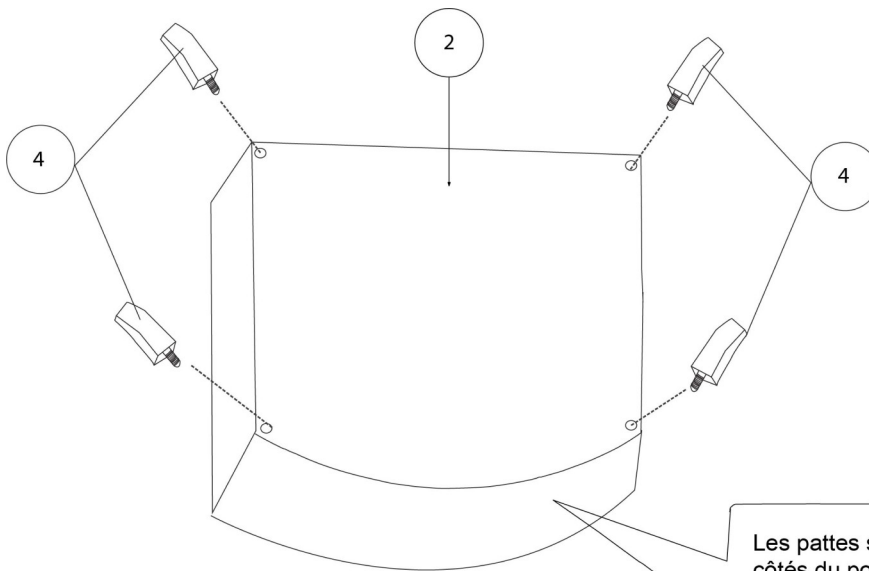
OUTIL DE VÉRIFICATION DE DIMENSIONS DES PIÈCES
HARDWARE DIMENSIONS VERIFICATION TOOL



ÉTAPE / STEP 1



ÉTAPE / STEP 2



Les pattes se trouvent sur un des côtés du pouf.

The legs can be found taped on the side of the Ottoman.

ÉTAPE / STEP 3

