














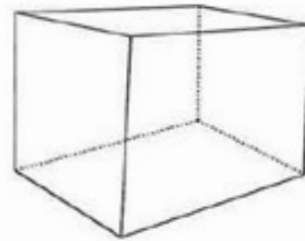


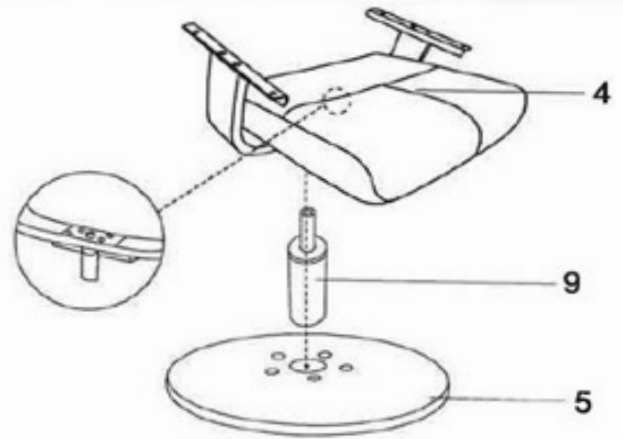
<p>U1 headrest</p>  <p>1</p>	<p>U2 back</p>  <p>2</p>	<p>U3 arm set</p>  <p>3</p>	<p>U4 seat cushion</p>  <p>4</p>
<p>W6 chair base</p>  <p>5</p>	<p>W7 ottoman base</p>  <p>6</p>	<p>U8 ottoman cushion</p>  <p>7</p>	<p>M5 seat frame</p>  <p>8</p>
<p>M11 center column</p>  <p>9</p>	<p>M12 rod/handle</p>  <p>10</p>	<p>M13 bolt</p>  <p>M6*20 8pcs</p> <p>A</p>	<p>M14 pin &amp; key</p>  <p>M8*25 2pcs 2pcs</p> <p>B</p>
<p>M15 bolt</p>  <p>M8*55 2pcs</p> <p>C</p>	<p>M16 allen wrench</p>  <p>M8</p> <p>D</p>	<p>M17 allen wrench</p>  <p>M6</p> <p>E</p>	<p>M10 Mechanism only</p>

1

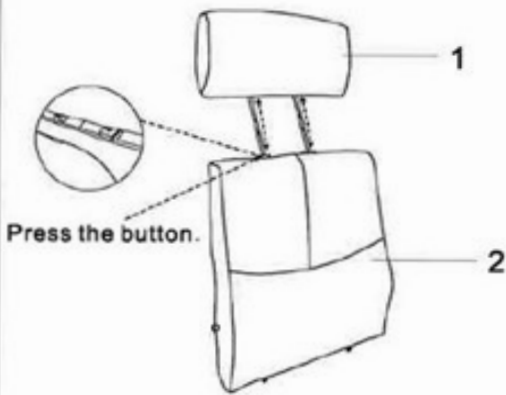


Take out all the chair parts from the carton. Tape the empty carton. Use the empty carton as a platform to assemble the chair

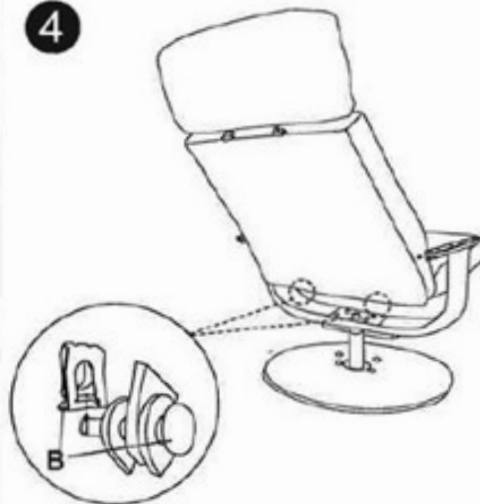
2



3



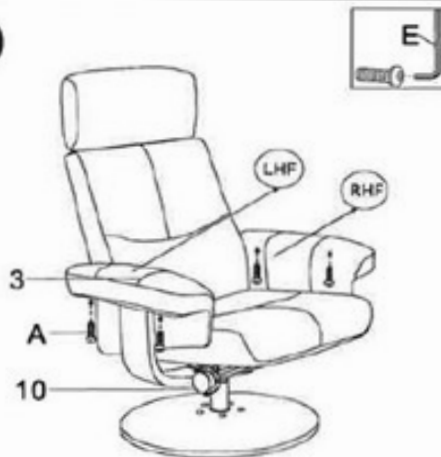
4



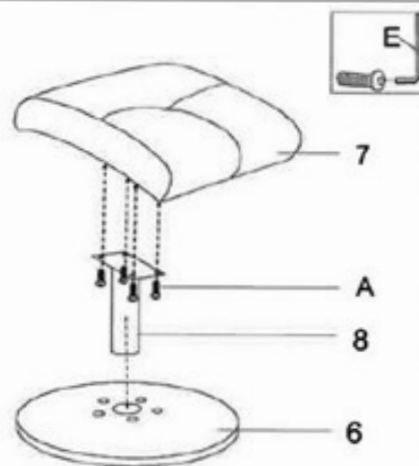
5



6



7



8

