







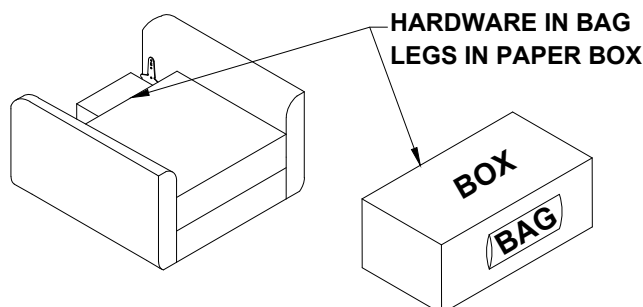



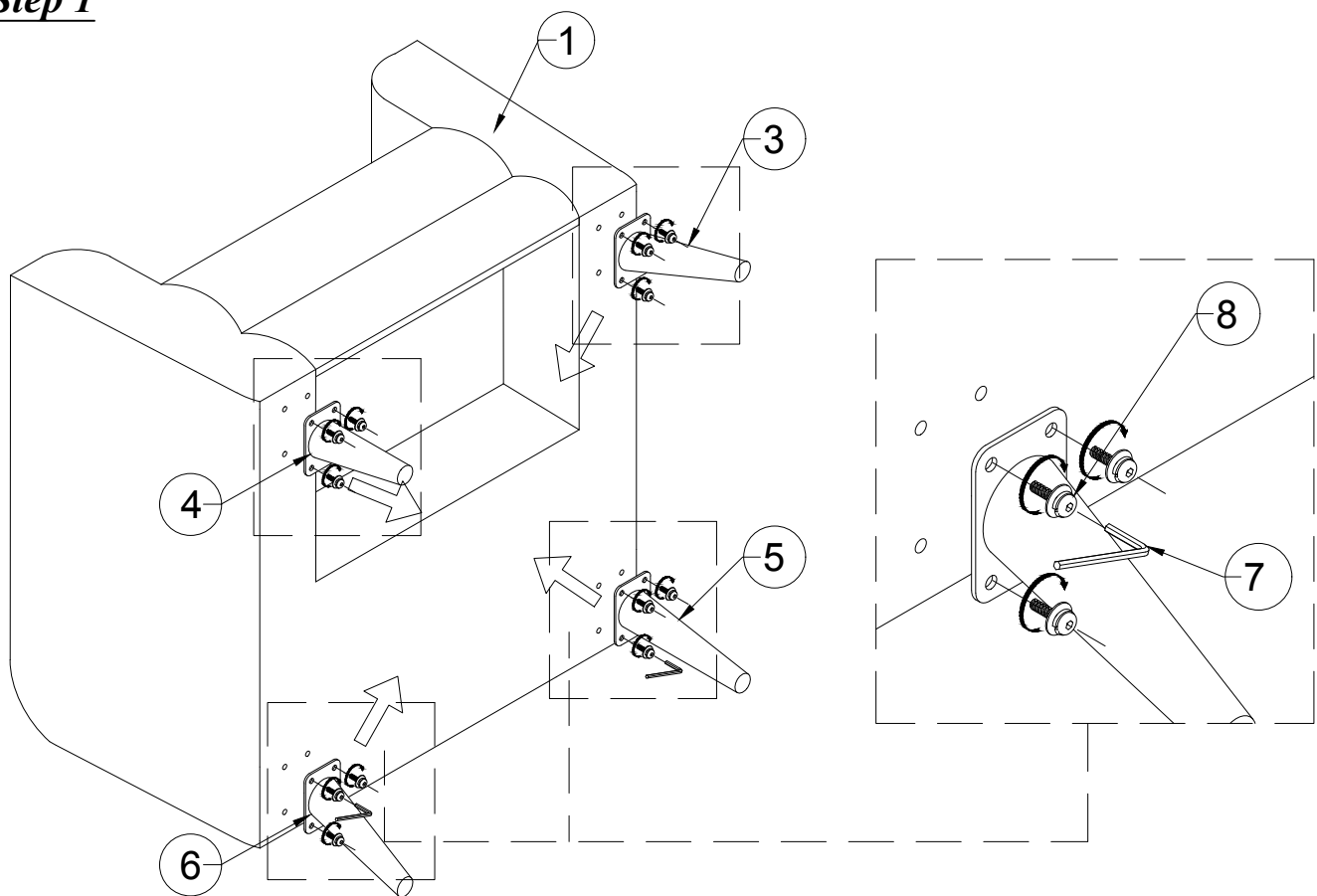
## TOOLS REQUIRED:NO TOOLS REQUIRED

### PART LIST

NO.	Description	Item	Q'TY
1	Seat & Armrest		1
2	Backrest		1
3	Front Legs ( Right )		1
4	Front Legs ( Left )		1
5	Back Legs ( Right )		1
6	Back Legs ( Left )		1
7	Allen key(4 m/mx32 x75)		1
8	Bolt (Ø1/4"x20x1-1/4")		16
	Spring washer ( Ø1/4"x13x1.5m/m )		
	Flat washer ( Ø1/4"x19x2m/m )		



## Step 1



ALL Top Holes Towards the Center of Bottom.

## Step 2

