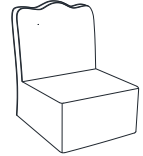


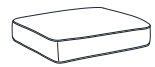
Assembly Instructions

LTID #CH0216BG	Frances Accent Chair	Beige	SKU# 18552162
LTID #CH0216BL	Frances Accent Chair	Blue	SKU# 18552174
LTID #CH0216CH	Frances Accent Chair	Chocolate	SKU# 18552198
LTID #CH0216GR	Frances Accent Chair	Green	SKU# 18552201

PARTS




1. CHAIR BODY- 1PC




2. SEAT CUSHION - 1PC



3. PILLOW - 1PC



The product is manufactured by (LTID) for **ROOMS TO GO** 

CARING FOR YOUR FURNITURE

Protect your investment

The beauty of furniture care is that it helps to protect your investment, as fine furniture is an important purchase. Proper care will help maintain your furniture's finish and ensure that it looks great year after year.

Caring for furniture

Caring for furniture is easy. Following a few simple guidelines will help extend the life of your furniture.

- **Always dust with a cloth moistened with polish.** Polish cushions the cloth, eliminating the scratching that occurs with dry dusting. Dust will scratch furniture if not removed quickly. Use a soft, clean cloth that won't scratch the surface. Avoid coarse or scratchy materials or fabrics.
- **Avoid using soap and water on furniture.** Water can penetrate the finish and raise the grain on wood. Causing damage.

The Enemies of Furniture

Many common problems in furniture care are caused by the elements. If you are aware of these troublemakers, the resulting damage can easily be avoided.

- Sunlight's ultraviolet rays can damage wood finishes. Arrange furniture out of direct sunlight use sun screening drapes during intense sunlight hours, rotate furniture in place and room arrangement.
- Liquid spills will damage furniture if not removed promptly. Use coasters under beverage glasses and saucers under cups and flowerpots. If a spill occurs, immediately blot it gently without rubbing the surface.
- Heat creates a chemical change in the furniture finish, which can result in a white spot. Use protective mats under hot dishes, utensils or cooking appliances.
- Cyclic changes in temperature can damage furniture. Placing furniture near to central heating radiators and air ducts should be avoided because this causes extreme localized drying of the wood.

Tips for Better Dusting

- Be sure to use the same type of polish consistently. Your furniture will appear cloudy or streaky if oil based or wax-based polishes are interchangeable.
- **Always use a fine furniture polish when dusting.** Never dry dust, as it could cause microscopic scratches on your furniture's surface. Remember to change dusting cloths frequently since a dirty cloth may scratch your furniture's surface.
- Spray your furniture surface evenly, but not too generously. Wipe in a circular motion with a soft, clean cloth to clean and loosen old polish.
- Then buff until completely dry for a beautiful shine and a smudge free finish. For wood trim spray polish on the cloth first, then dust.