







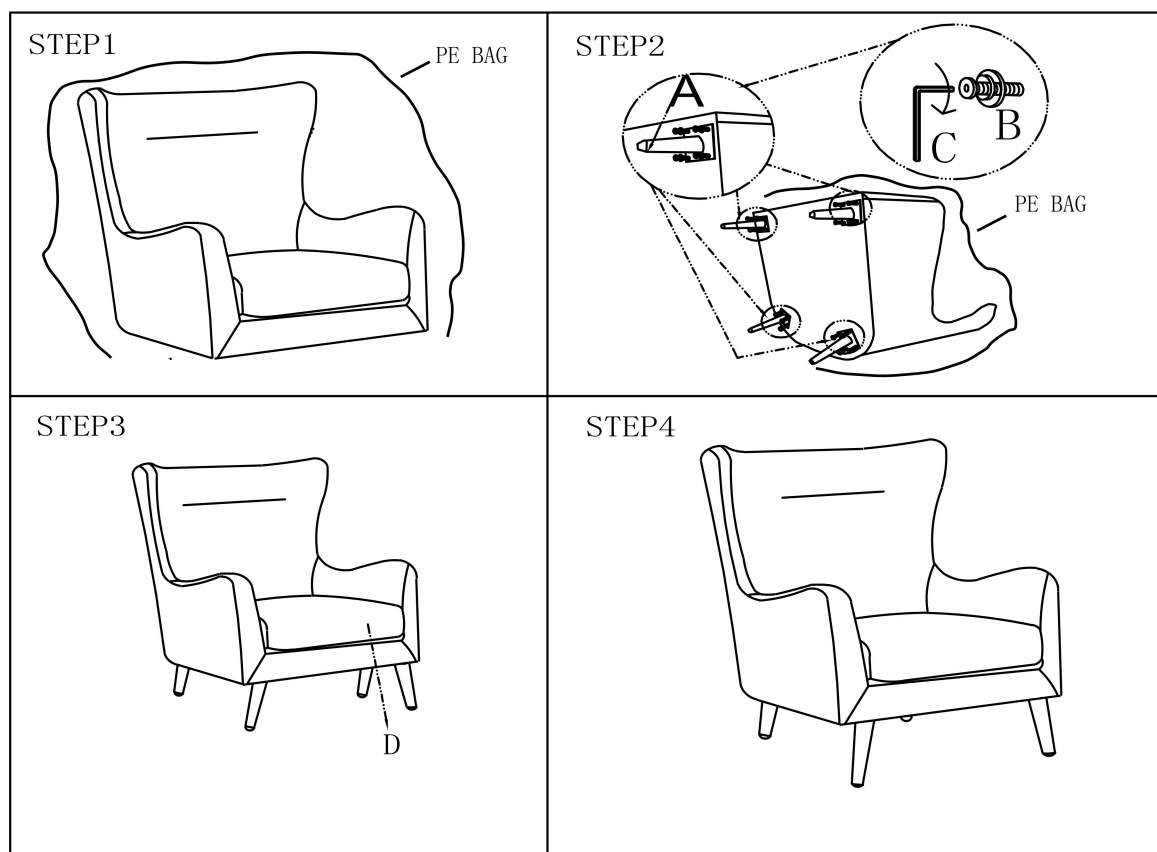
Manufactured for Rooms To Go

ASSEMBLY INSTRUCTION

ALEK 918-10 918-15 918-20 918-25 Accent Chair
 SKU: 18591809 18591811 18591823 18591835

Thank you for purchasing this quality product. Be sure to check all packing material carefully for small parts, which may have come loose inside the carton during shipment. Identify and count all parts and compare with the HARDWARE LIST below.

NO.	PART	DESCRIPTION	Q' TY
A		LEGS	4
B		BOLT $\phi 1/4" * 18 * 1"$ (18 Threads per inch.)	16
C		ALLEN KEY (5MM)	1
D		CUSHION	1



ASSEMBLY INSTRUCTION

STEP 1: Carefully unwrap the furniture and place all parts on a clean soft blanket. PLEASE KEEP THE PLASTIC COVER OVER THE CHAIR TO PROTECT THE FABRIC DURING ASSEMBLY.

STEP 2: Using bolt (B) and allen wrench (C) attach each leg (A) to the bottom of the chair per step 2 - do not tighten 100%.

STEP 3: When all the screws are attached tighten 100% and remove the plastic cover.

STEP 4: Enjoy your chair for a long time!

MADE IN VIETNAM