



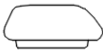


Assembly Instructions

Manufactured by SYNE for Rooms To Go

SYNE: 5081-30


SKU: 18651819/18651821/18651833

Parts and Hardware List

NO.	Description	Image	Qty
A	Metal stationary base		1
B	flared metal tray		1
C	rod		1

STEP 1.

Assemble the rod onto the metal stationary base. (Use the long rod)



STEP 2.

Assemble the rod onto the small flared metal tray. (Use small flared metal tray)

