



**INSTRUCTIONS D'ASSEMBLAGE**  
**ASSEMBLY INSTRUCTIONS**

---

**M**ONARCH  
SPECIALTIES INC.

# I 3781

---

**TABLE DE SALON -**  
**40"L / NOIR / METAL NOIR**

**COFFEE TABLE -**  
**40"L / BLACK / BLACK METAL**

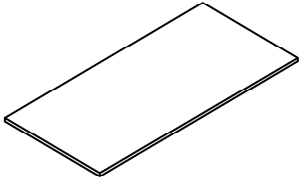
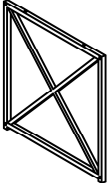




**POUR DE L'ASSISTANCE OU POUR COMMANDER  
DES PIÈCES CONTACTEZ NOTRE DÉPARTEMENT  
DE SERVICE À LA CLIENTÈLE.**

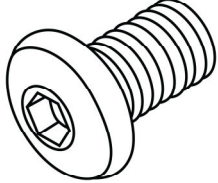
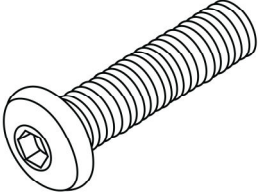
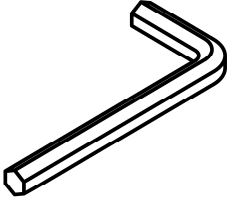
**FOR ASSISTANCE OR TO ORDER PARTS  
CONTACT OUR CUSTOMER SERVICE DEPARTMENT**

**WWW.MONARCHSERVICE.COM**

**LISTE DES PIÈCES**  
**PARTS LIST**

| PIÈCE / PART # | IMAGE   | DESCRIPTION  | QTY / QTÉ |
|----------------|---|--|-----------|
| 1              |    | <p align="center">TABLE TOP<br/>SURFACE DE TABLE</p> | 1         |
| 2              |    | <p align="center">METAL LEG<br/>PATTE EN METAL</p>   | 2         |
| 3              |  | <p align="center">CONNECTOR<br/>CONNECTEUR</p>       | 2         |
| 4              |  | <p align="center">CONNECTOR<br/>CONNECTEUR</p>       | 2         |

**LISTE DES PIÈCES DE MONTAGE**  
**HARDWARE LIST**

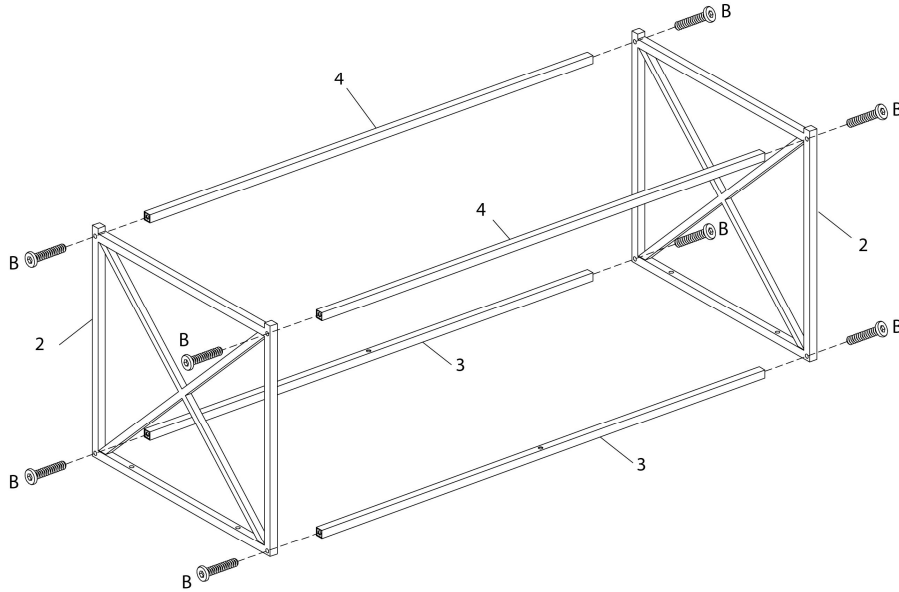
| PIÈCE / PART # | IMAGE   | DESCRIPTION   | QTY / QTÉ |
|----------------|---|---|-----------|
| A              |    | <p>ASSEMBLING BOLT -<br/>Ø1/4" X 1 1/8"</p> <p>BOULON D'ASSEMBLAGE -<br/>Ø1/4" X 1 1/8"</p> | 6         |
| B              |    | <p>ASSEMBLING BOLT -<br/>Ø1/4" X 1 3/8"</p> <p>BOULON D'ASSEMBLAGE -<br/>Ø1/4" X 1 3/8"</p> | 8         |
| C              |  | <p>HEX KEY</p> <p>CLÉ HEXAGONALE</p>  | 1         |



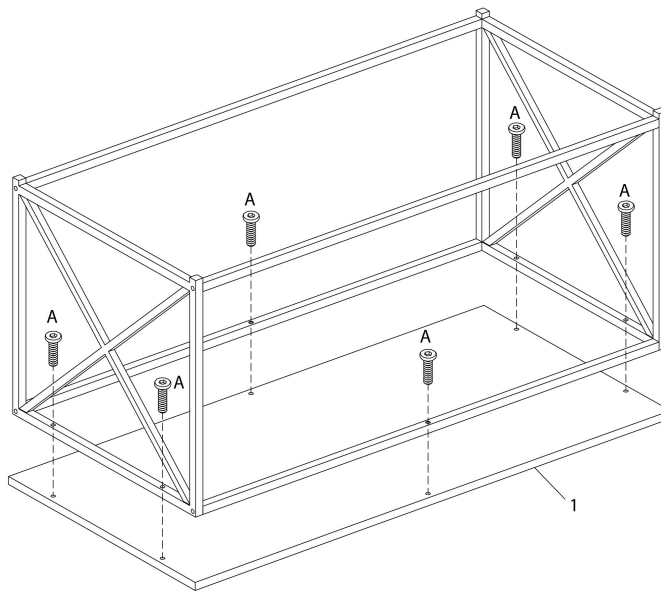
OUTIL DE VÉRIFICATION DE DIMENSIONS DES PIÈCES  
HARDWARE DIMENSIONS VERIFICATION TOOL



ÉTAPE / STEP 1



ÉTAPE / STEP 2



ÉTAPE / STEP 3

