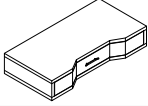










# ASSEMBLY INSTRUCTIONS

## ITEM NO.:51544

Thank you for purchasing this quality product. Be sure to check all packing material carefully for small parts that may have come loose inside the carton during shipment. (Note: Loosely thread all screws/bolts first. Once the item is assembled then completely tighten.)

PARTS LIST:				HARDWARE LIST				
NO.	Description	Sketch	Quantity	NO.	Sketch	Description	Size	Quantity
A	Top		1	E		Blots	Ø1/4"*1-5/8"L	4
				F		Flast washer	Ø1/4"	4
B	Legs		2	G		Look washer	Ø1/4"*3/4"	4
				H		Allen wrench	M4*65L	1
C	center leg		2	K		Blots	Ø1/4"*1/2"L	12
D	center leg		1					

