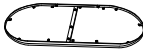





ASSEMBLY INSTRUCTIONS

CVFNR4217

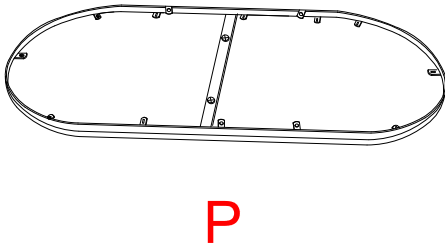
PARTS

S.NO.	DESCRIPTION	QTY.
P	 BASE (TOP,CENTRE,BOTTOM)	3 Pcs
Q	 LEGS R1,R2,R3,R4	4 Pcs

HARDWARE

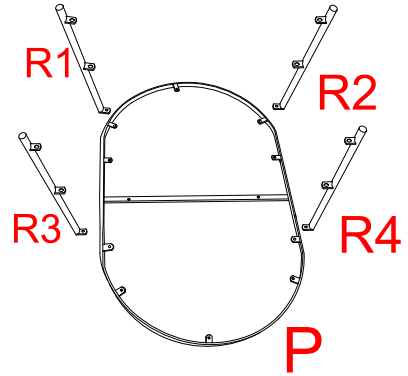
S.NO.	DESCRIPTION	QTY.
A	 SPANNER	1Pc
B	 NUT	12 Pcs

STEP-1



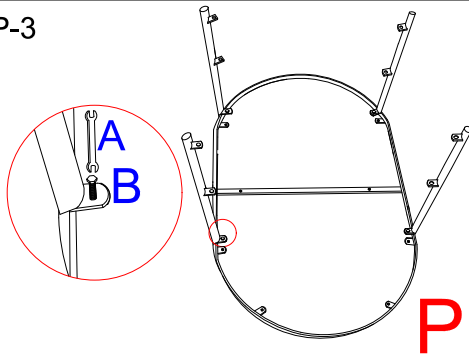
P

STEP-2



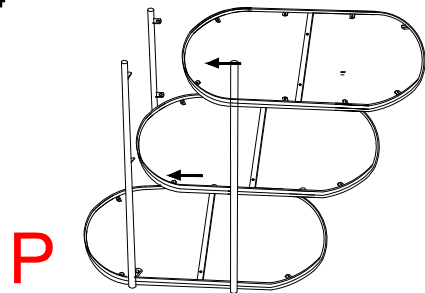
P

STEP-3



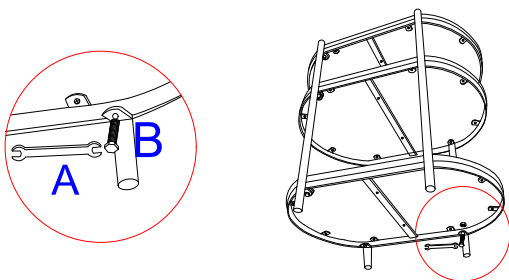
P

STEP-4

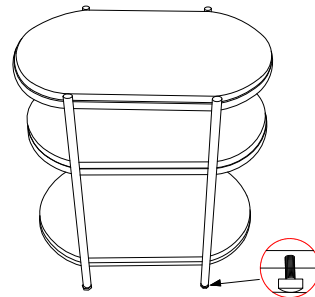


P

STEP-5



STEP-6



Note: Levellers are provided at bottom to balance the product on uneven surface.