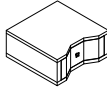






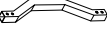



ASSEMBLY INSTRUCTIONS

ITEM NO.:51545

Thank you for purchasing this quality product. Be sure to check all packing material carefully for small parts that may have come loose inside the carton during shipment. (Note: Loosely thread all screws/bolts first. Once the item is assembled then completely tighten.)

PARTS LIST:				HARDWARE LIST				
NO.	Description	Sketch	Quantity	NO.	Sketch	Description	Size	Quantity
A	Top		1	F		Blots	Ø1/4"*1-5/8"L	4
				G		Flast washer	Ø1/4"	4
				H		Look washer	Ø1/4"*3/4"	4
B	legs		2	K		Allen wrench	M4*65L	1
				L		Blots	Ø1/4"*1/2"L	16
C	center leg		2	M		Screw wood	1/2"L	4

