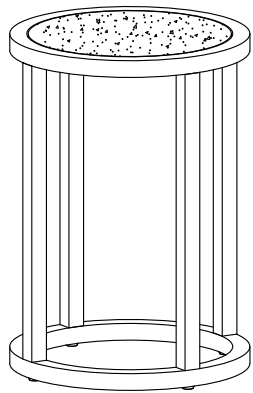


**PARTS LIST / LISTE DES PIÈCES / LISTA DE PIEZAS**

ITEM NO. / ARTICLE NO. / ARTICULO NO : DS-D557-211

DESCRIPTION / DESCRIPCIÓN : White Marble and Iron End Table/Table de bout/Mesa final

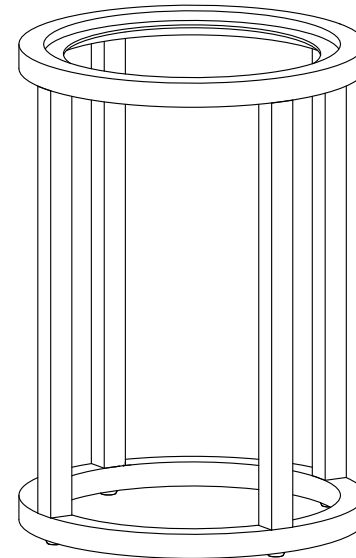


A



X1 Marble Top  
X1 Tapa de mármol  
X1 Dessus de marbre

B

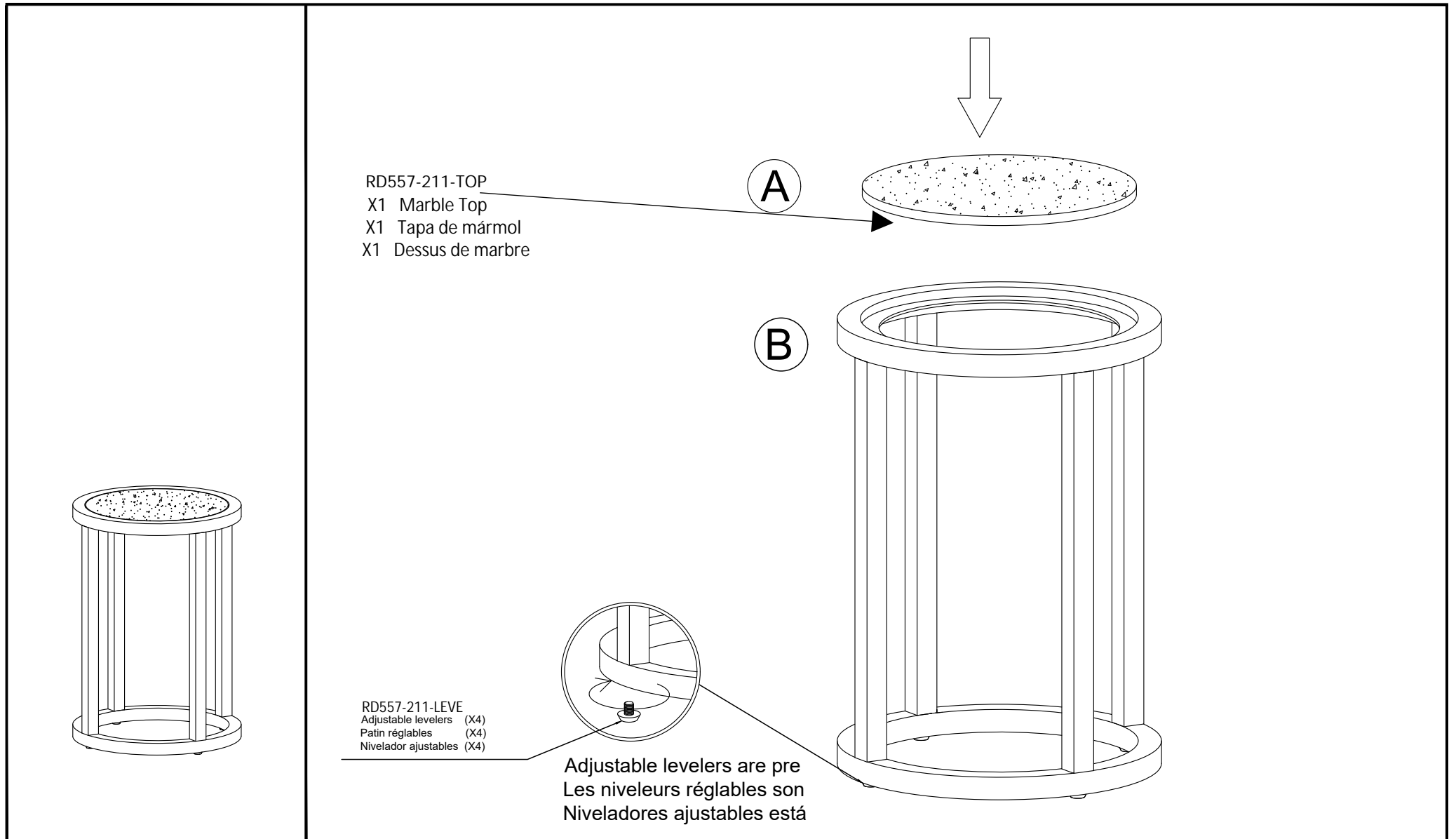


X1 End table  
X1 Mesa final  
X1 Fin de table

# ASSEMBLY INSTRUCTIONS / NOTICE DE MONTAGE / INSTRUCCIONES MONTAJE

ITEM NO. / ARTICLE NO. / ARTICULO NO : DS-D557-211

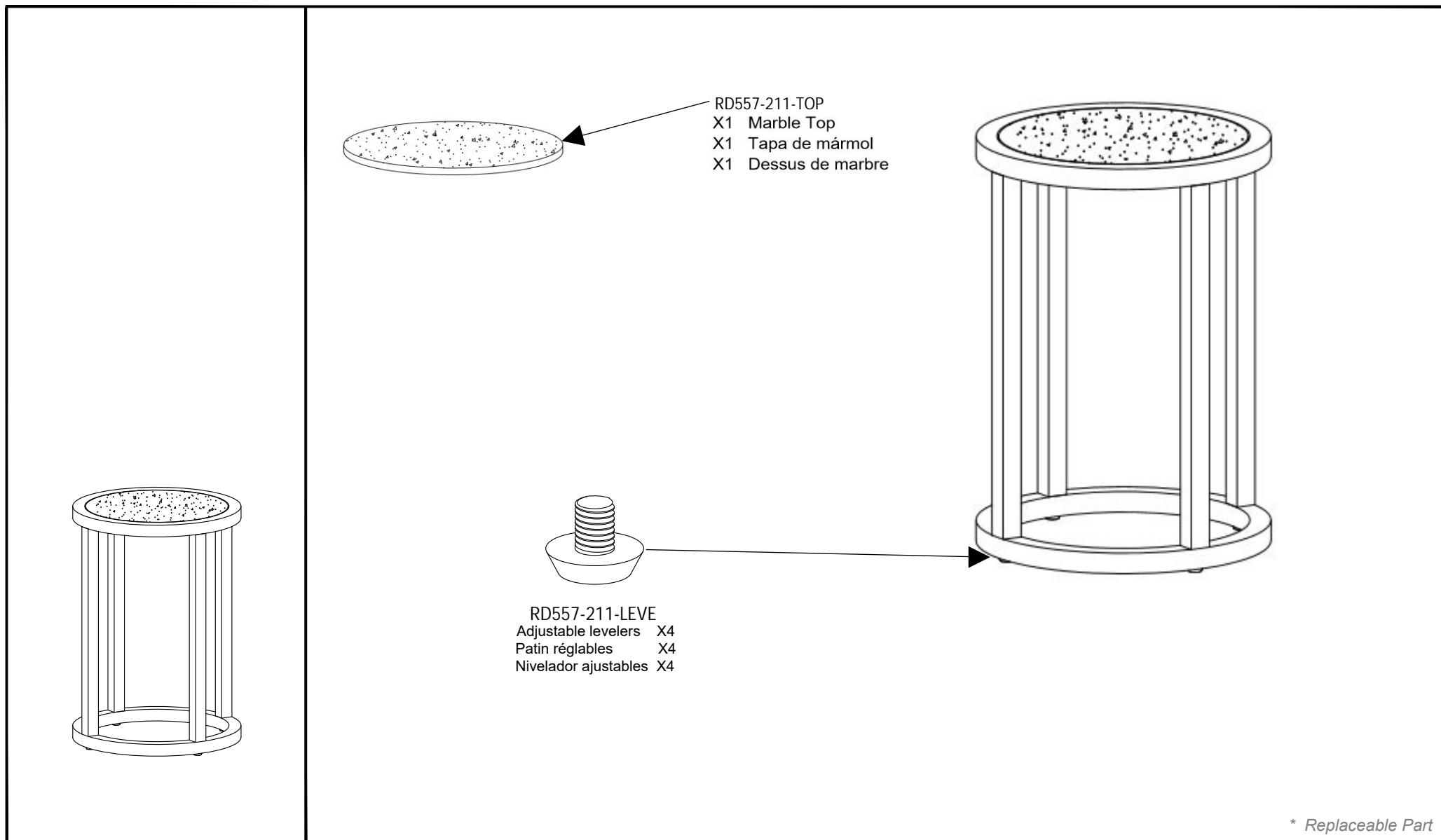
DESCRIPTION / DESCRIPCIÓN : White Marble and Iron End Table/Table de bout/Mesa final



REPLACEABLE PART / PARTIE REMPLACABLE / PARTE REEMPLAZABLE

ITEM NO. / ARTICLE NO. / ARTICULO NO : DS-D557-211

DESCRIPTION / DESCRIPCIÓN : White Marble and Iron End Table/Table de bout/Mesa final



\* Replaceable Part

## **Protect Your Wood or Laminate Flooring**

\*This statement applies to any floor without carpet.

If not careful, all furniture including upholstery and case pieces can scratch, scuff and even gouge floors. The recommendation is to have felt, rubber pads or area rugs under furniture on flooring without carpet.

### **Moving your furniture**

Pushing and dragging furniture over floors without carpet can lead to scratches and scuffs. Have someone help when moving the larger pieces of furniture by lifting, try using a dolly or moving pads.

### **Felt and rubber pads**

Applying furniture pads to the feet of furniture helps cushion contact points. Furniture pads can be found at local hardware stores. Felt pads slide easily across the floor, making them ideal for dining chairs and other pieces that move with use. Rubber pads will help furniture stay in place and are perfect for larger pieces, like sofas and loveseats.

### **Area rugs and rug pads**

Using an area rug under furniture is another way to protect your floor from scratches and scuff marks. A rug pad under the area rug will provide extra cushion and added protection.