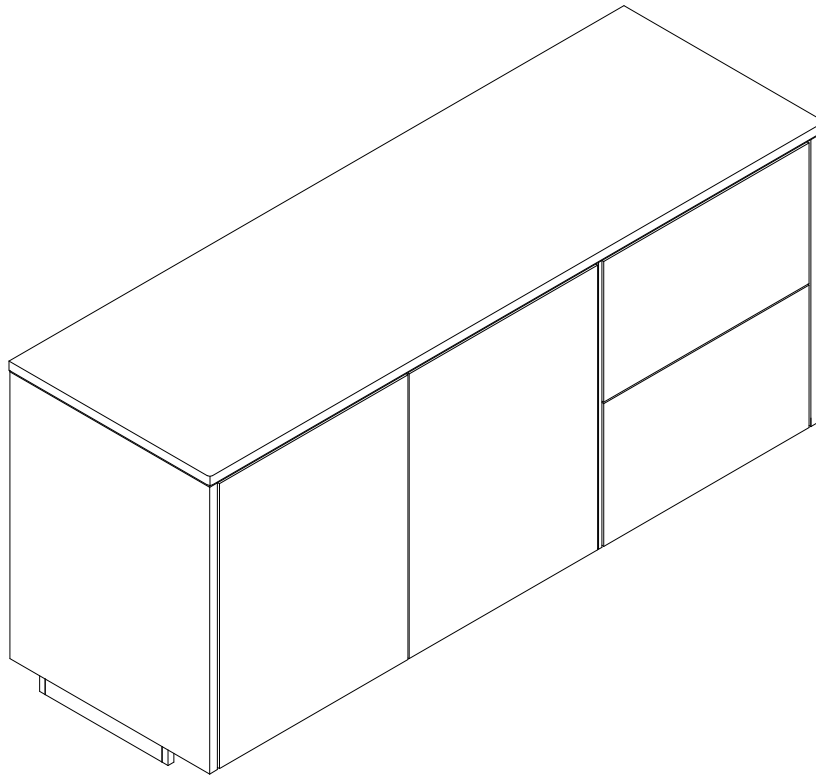


Assembly | Asamblea | Assemblage

PO#


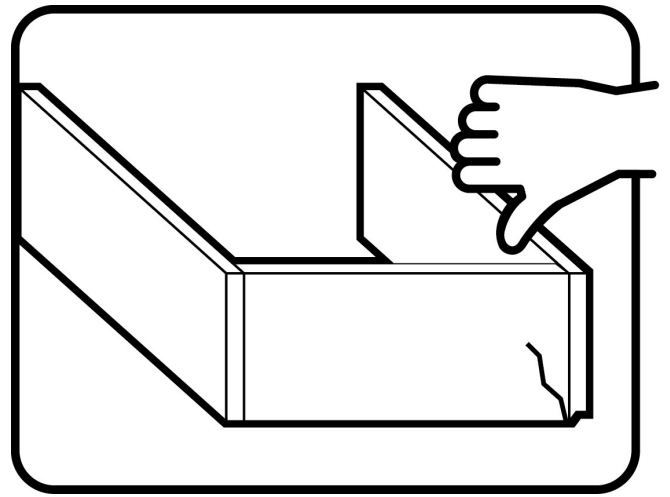
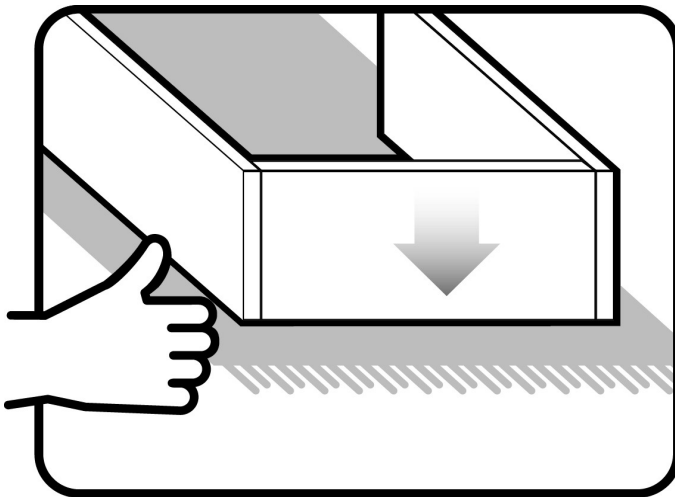

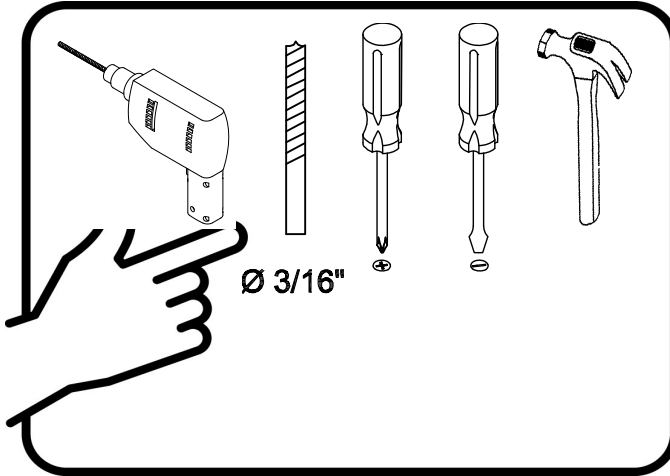
Customer service | Servicio al cliente | Service clientèle: 800.633.5096



Product number | Número de producto | Numéro de produit
MS7228

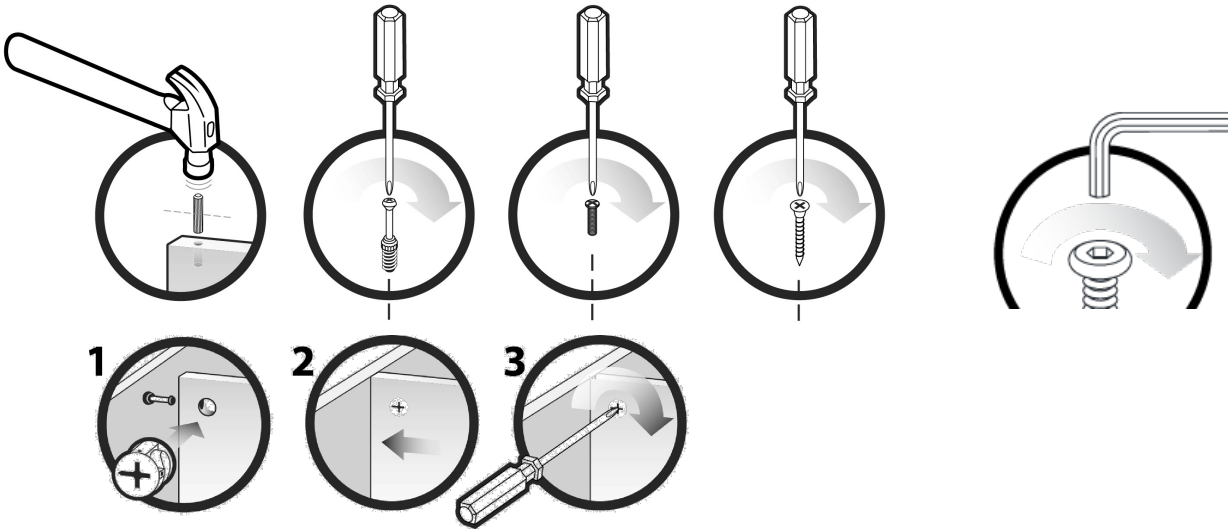
Thank you for your purchase! | ¡Gracias por tu compra! | Merci pour votre achat!

Assembly | Asamblea | Assemblage




Assembly | Asamblea | Assemblage

Techniques | Técnicas | Techniques



Care | Cuidado | Entretien



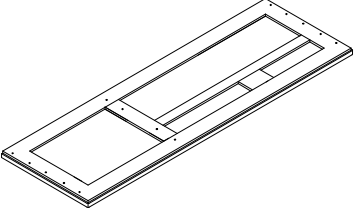
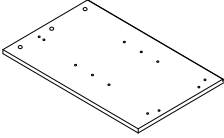
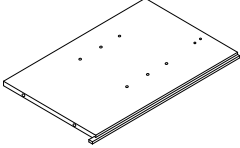
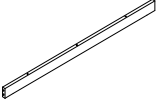
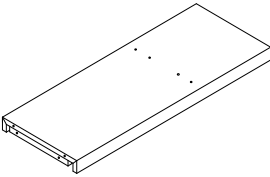
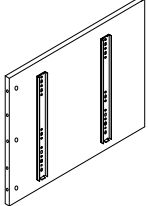
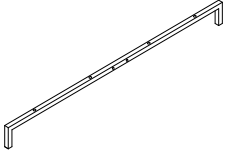
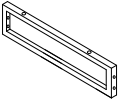
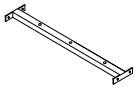

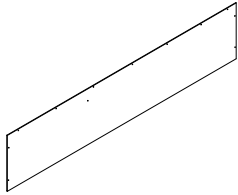
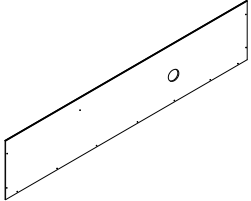
Safety | Seguridad | Sécurité



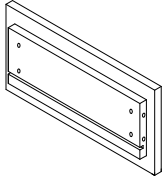
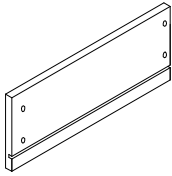
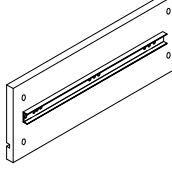
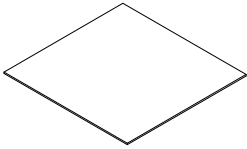
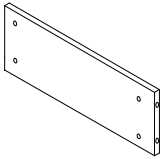
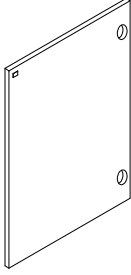
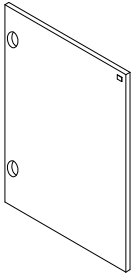
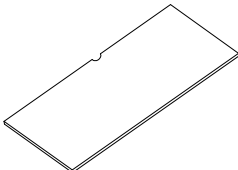
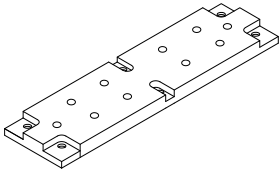
Note! | ¡Nota! | Remarque!



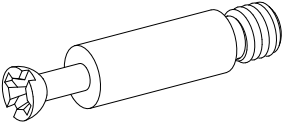
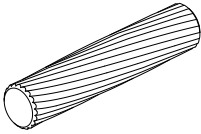

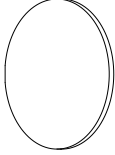
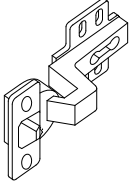
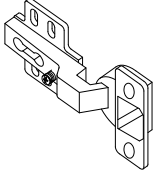
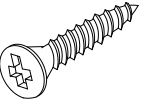
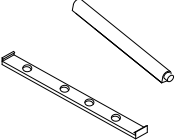
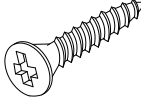

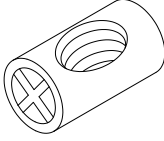
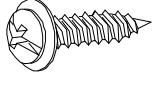
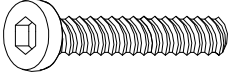
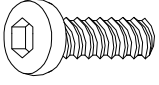
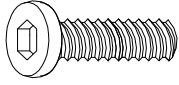
Assembly | Asamblea | Assemblage

<p>A x1</p>  <p>Top panel Panel superior Panneau du haut</p>	<p>B x1</p>  <p>Left side panel Panel lateral izquierdo Panneau latéral gauche</p>	<p>C x1</p>  <p>Middle vertical panel Panel vertical medio Panneau vertical moyen</p>
<p>D x1</p>  <p>Support bar Barra de soporte Barre d'appui</p>	<p>E x1</p>  <p>Bottom panel Panel inferior Panneau du bas</p>	<p>F x1</p>  <p>Right side panel Panel lateral derecho Panneau latéral droit</p>
<p>G x2</p>  <p>Front/back frame Marco delantero/trasero Cadre avant/arrière</p>	<p>H x2</p>  <p>Side frame Marco lateral Cadre latéral</p>	<p>I x1</p>  <p>Rail Carril Rail</p>
<p>J x1</p>  <p>Support foot Pie de apoyo Pied d'appui</p>	<p>K x1</p>  <p>Upper back panel Panel posterior superior Panneau arrière supérieur</p>	<p>L x1</p>  <p>Lower back panel Panel trasero inferior Panneau arrière inférieur</p>

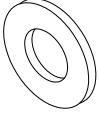
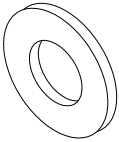



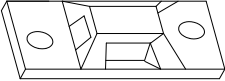
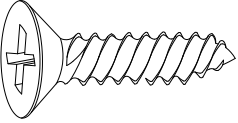
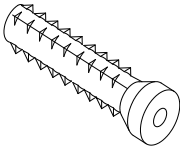
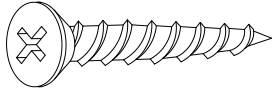
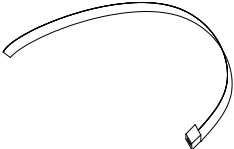
Assembly | Asamblea | Assemblage

<p>M x2</p>  <p>Drawer frame panel Panel de marco del cajón Panneau de tiroir</p>	<p>N x2</p>  <p>Drawer right side panel Panel lateral derecho del cajón Tiroir côté droit</p>	<p>O x2</p>  <p>Drawer left side panel Cajon panel lateral izquierdo Tiroir côté gauche</p>
<p>P x2</p>  <p>Drawer bottom Panel Panel inferior del cajón Panneau inférieur du tiroir</p>	<p>Q x2</p>  <p>Drawer back panel Panel trasero del cajon Panneau arrière du tiroir</p>	<p>R x1</p>  <p>Left door panel Panel de la puerta izquierda Panneau de porte gauche</p>
<p>S x1</p>  <p>Right door panel Panel de la puerta derecho Panneau de porte droit</p>	<p>T x1</p>  <p>Adjustable shelf panel Panel de estante ajustable Panneau d'étagère réglable</p>	<p>U x2</p>  <p>Loading weight block</p>

Assembly | Asamblea | Assemblage

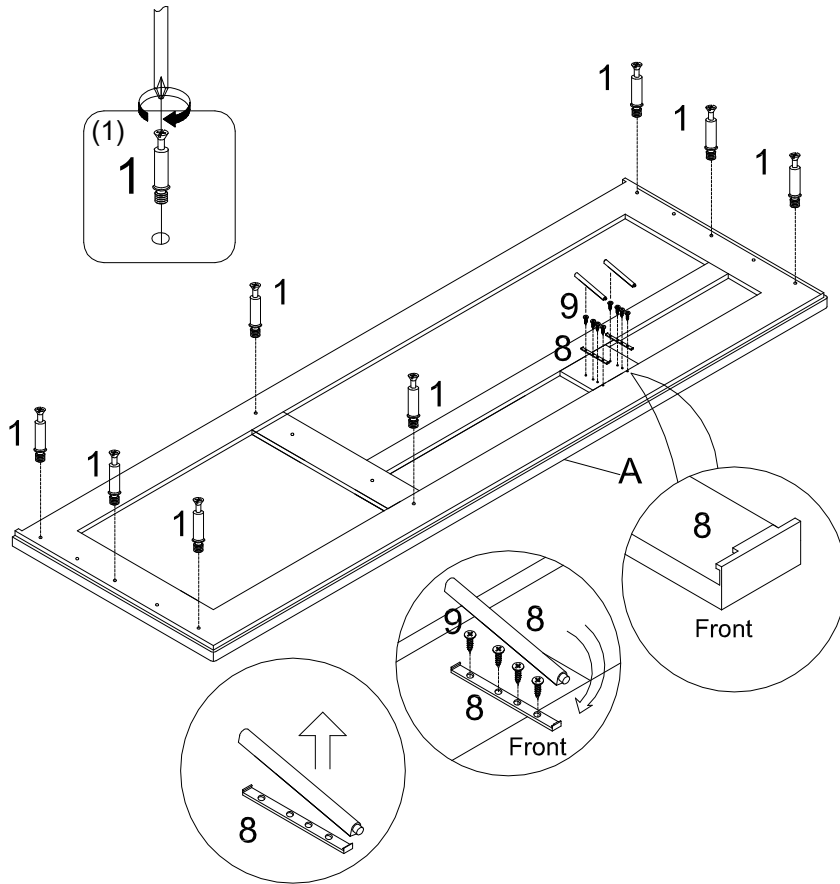
<p>1 x12</p>  <p>Cam bolt Perno de leva Boulon à came</p>	<p>2 x14</p>  <p>Wood dowel Varilla de madera Tige de bois</p> <p>ø15*12mm</p>	<p>3 x12</p>  <p>Cam lock Bloqueo de leva Serrure à came</p> <p>ø8*30mm</p>
<p>4 x12</p>  <p>Sticker cover cubierta de etiqueta couverture d'autocollant</p> <p>ø20mm</p>	<p>5 x2</p>  <p>Large curving hinge Bisagra curva grande Grande charnière incurvée</p>	<p>6 x2</p>  <p>Small curving hinge Bisagra curva pequeña Petite charnière courbe</p>
<p>7 x24</p>  <p>Flat screw Tornillo plano Vis plate</p> <p>3*15mm</p>	<p>8 x2</p>  <p>Rebound magnet Imán de rebote Aimant de rebond</p>	<p>9 x8</p>  <p>Flat screw Tornillo plano Vis plate</p> <p>3*12mm</p>
<p>10 x16</p>  <p>Flat Head screw Tornillo de cabeza plana Vis à tête plate</p> <p>ø3/16"*32</p>	<p>11 x16</p>  <p>Nut Nuez Écrou</p> <p>ø3/16"*9mm</p>	<p>12 x24</p>  <p>Screw Tornillo Vis</p> <p>3*15mm</p>
<p>13 x14</p>  <p>Bolt Tornillo Vis</p> <p>ø1/4"*1-1/4"</p>	<p>14 x4</p>  <p>Bolt Tornillo Vis</p> <p>ø1/4"*1/2"</p>	<p>15 x12</p>  <p>Bolt Tornillo Vis</p> <p>ø1/4"*1"</p>

Assembly | Asamblea | Assemblage

<p>16 x26</p>  <p>Plate washer Arandela de placa Laveuse de plaques 1/4"*13mm</p>	<p>17 x4</p>  <p>Plate washer Arandela de placa Laveuse de plaques ø1/4"*19mm</p>	<p>18 x1</p>  <p>Wrench Llave Clé 4mm</p>
<p>19 x4</p>  <p>Shelf pin Pin de estante Goupille d'étagère</p>	<p>20 x3</p>  <p>Screw Tornillo Vis ø3*1-1/4"L</p>	<p>21 x4</p>  <p>Bracket Soporte Support</p>
<p>22 x4</p>  <p>Flat screw Tornillo plano Vis plate ø3*15mm</p>	<p>23 x4</p>  <p>Anchor Ancla Ancre</p>	<p>24 x16</p>  <p>Screw Tornillo Vis ø1/8"*1-1/2"</p>
<p>25 x2</p>  <p>Tie Corbata Attacher</p>		

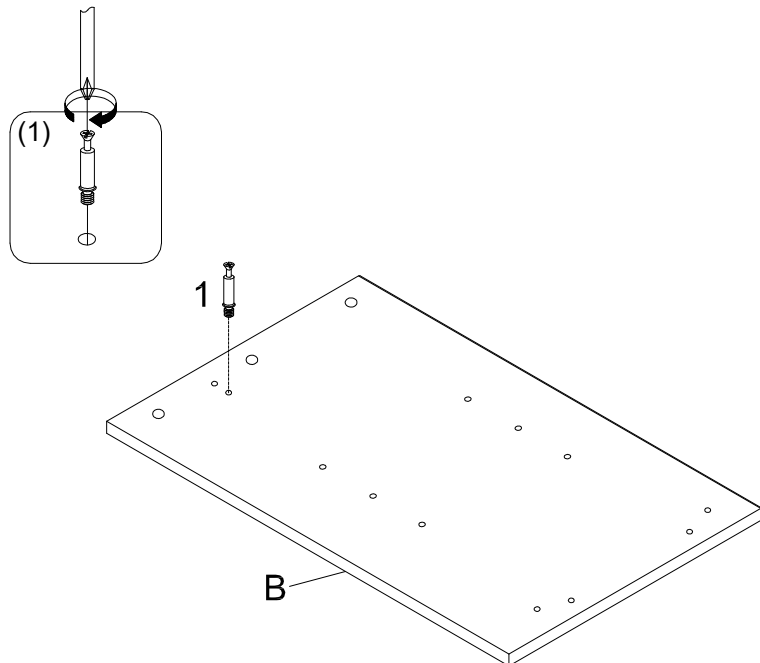
Assembly | Asambla | Assemblage

1



1		x8
8		x2
9		x8

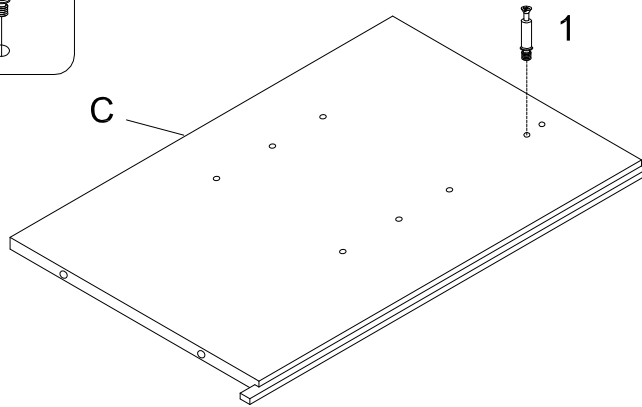
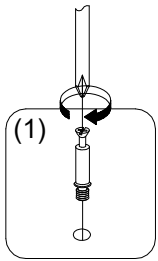
2



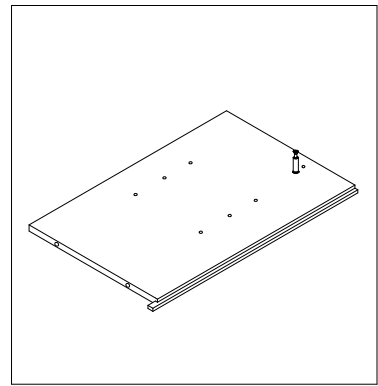
1		x1
---	--	----

Assembly | Asambla | Assemblage

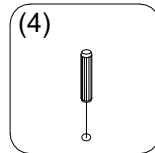
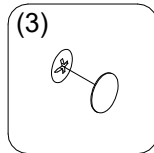
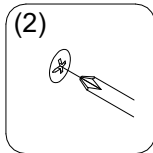
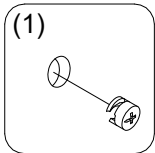
3



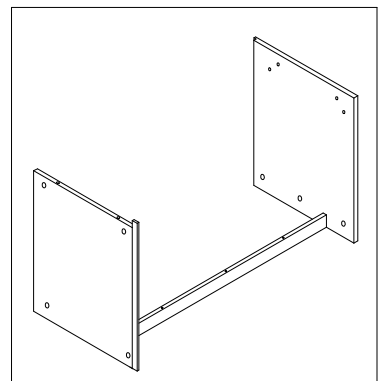
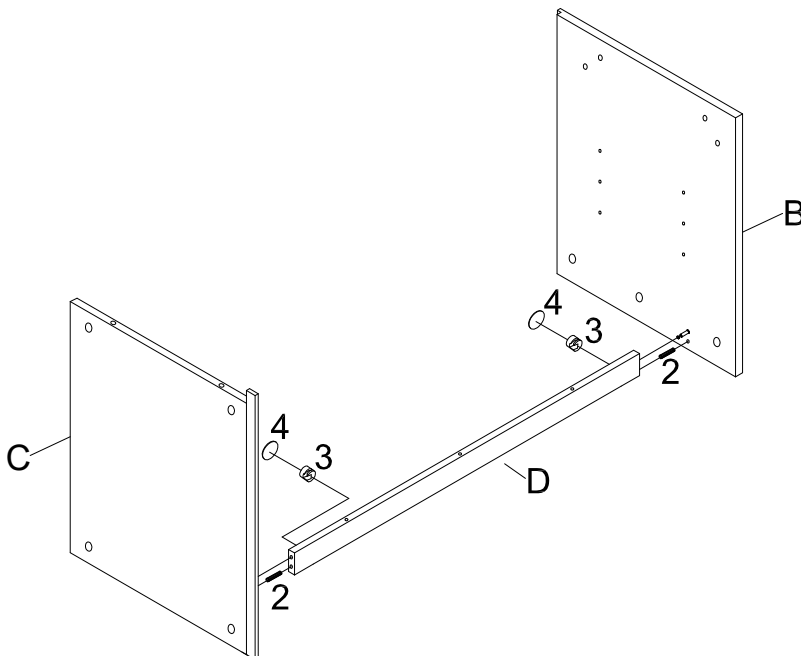
1		x1
---	--	----



4

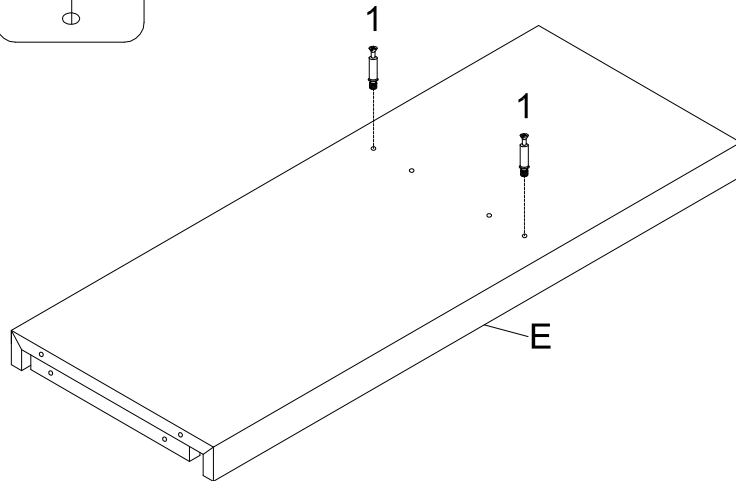
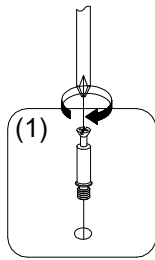


2		x2
3		x2
4		x2

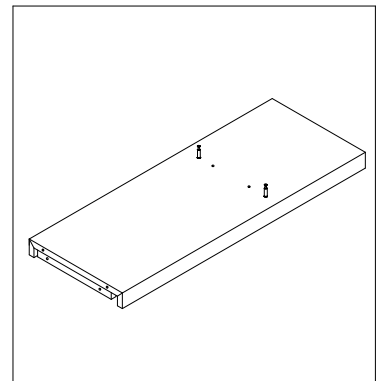


Assembly | Asambla | Assemblage

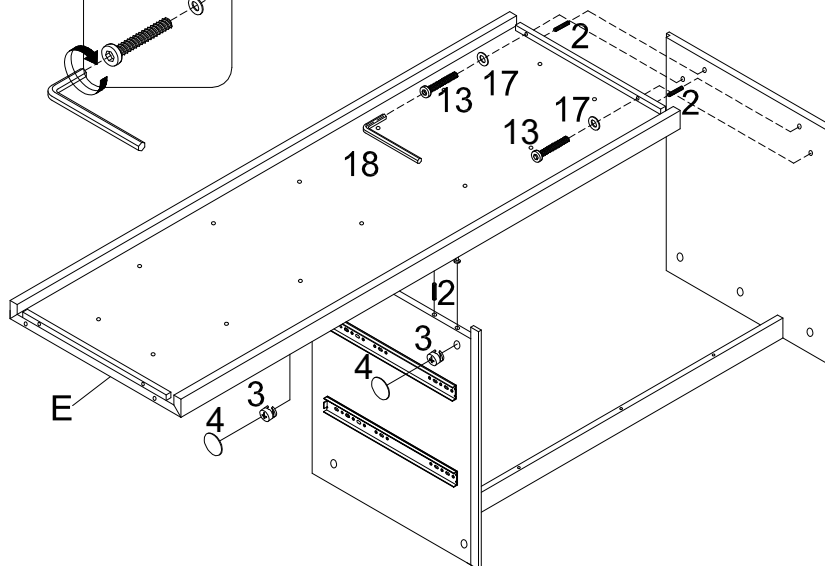
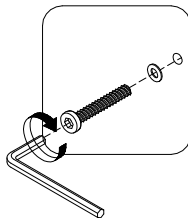
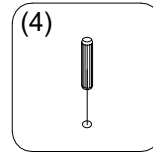
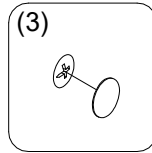
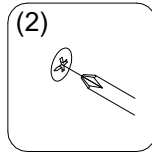
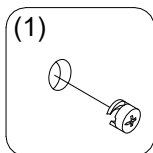
5



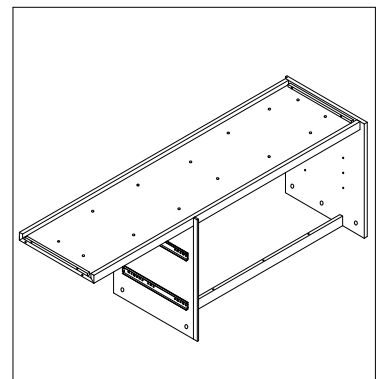
1		x2
---	--	----



6

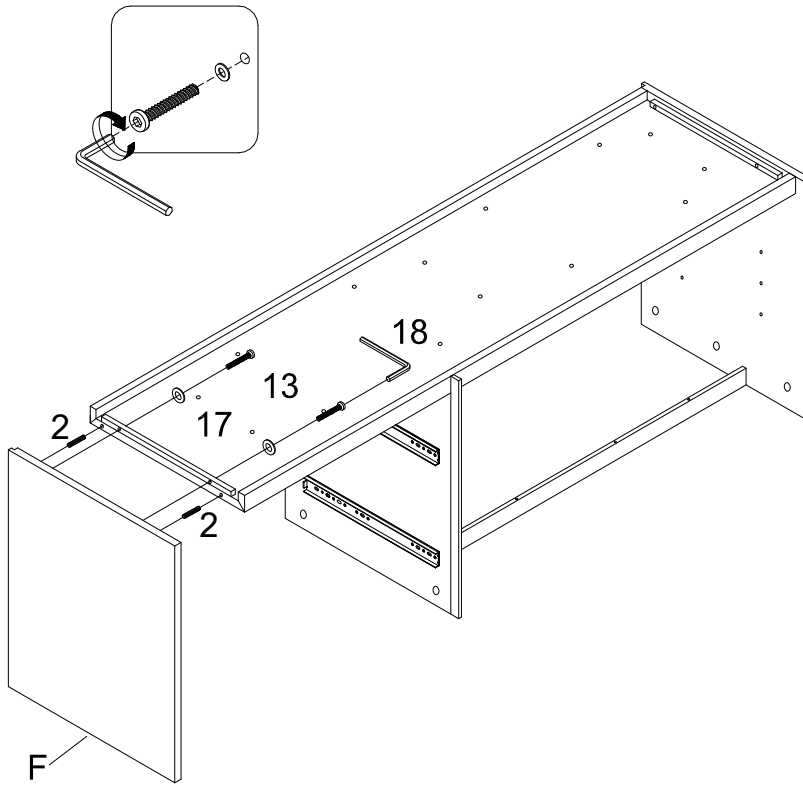


2		x4
3		x2
4		x2
13		x2
17		x2
18		x1

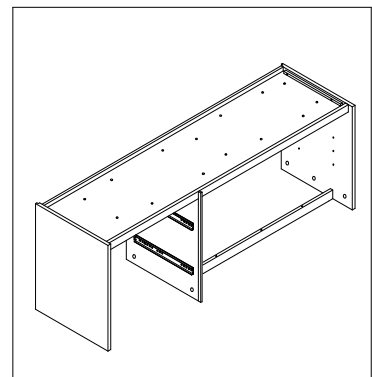


Assembly | Asambla | Assemblage

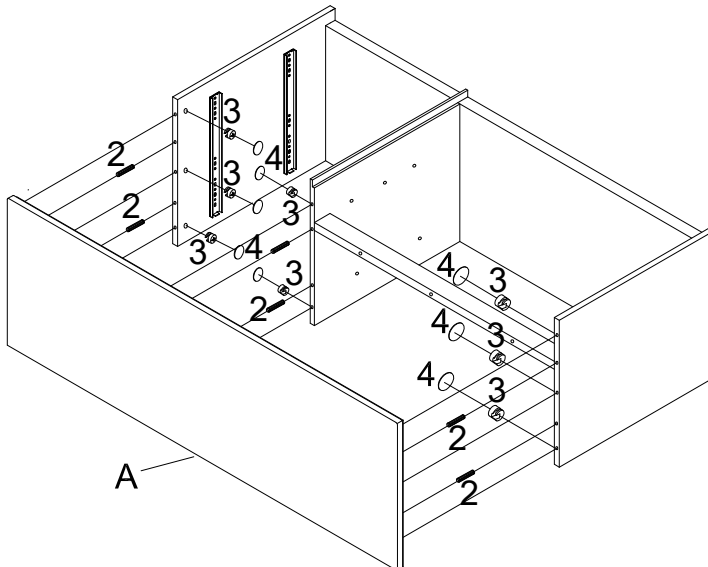
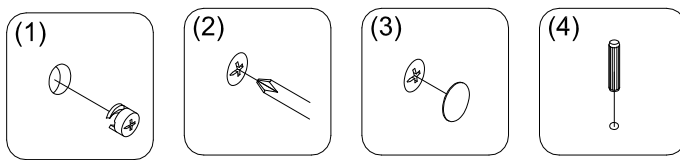
7



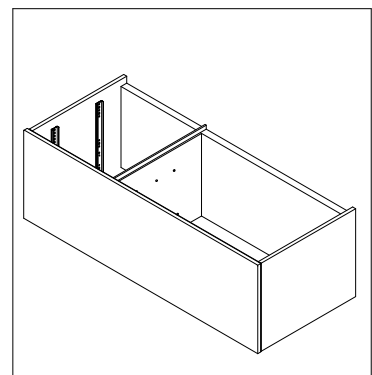
2		x2
13		x2
17		x2



8

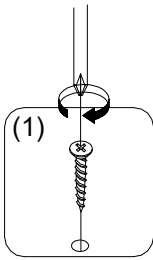


2		x6
3		x8
4		x8

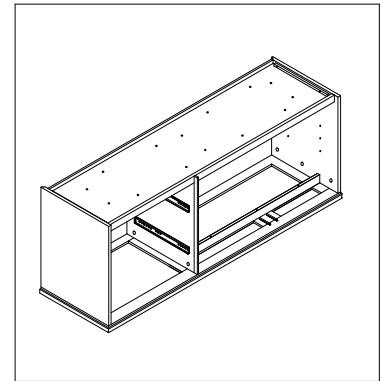
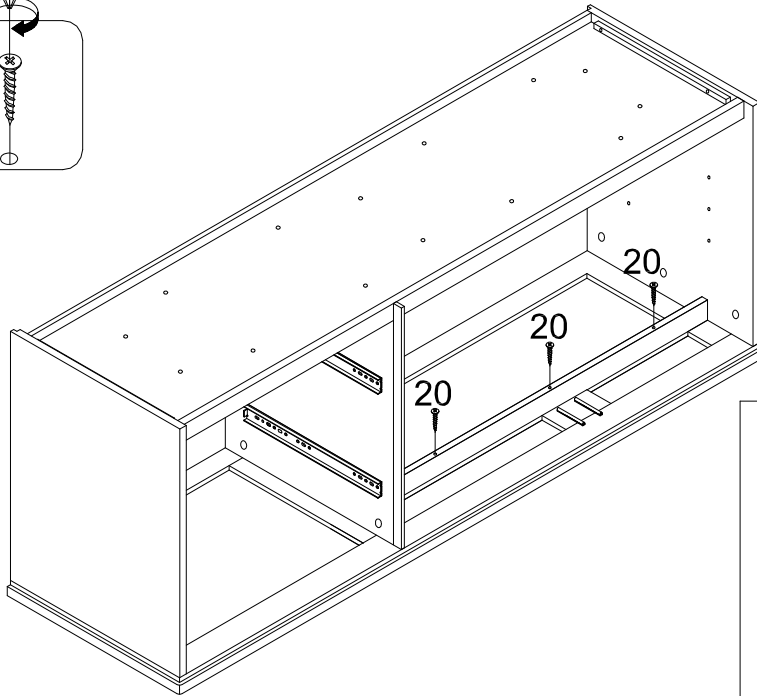


Assembly | Asambla | Assemblage

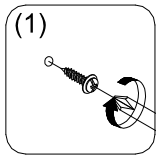
9



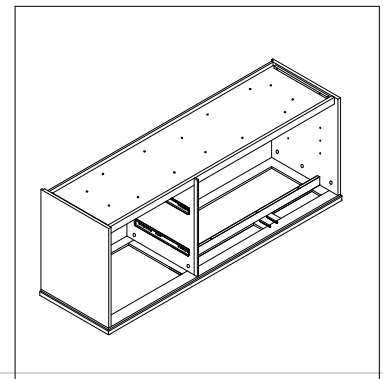
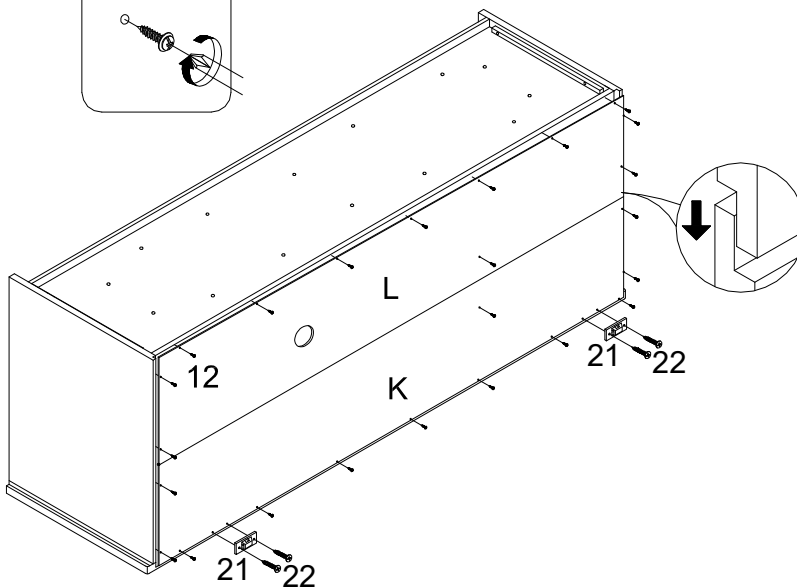
20		x3
----	--	----



10

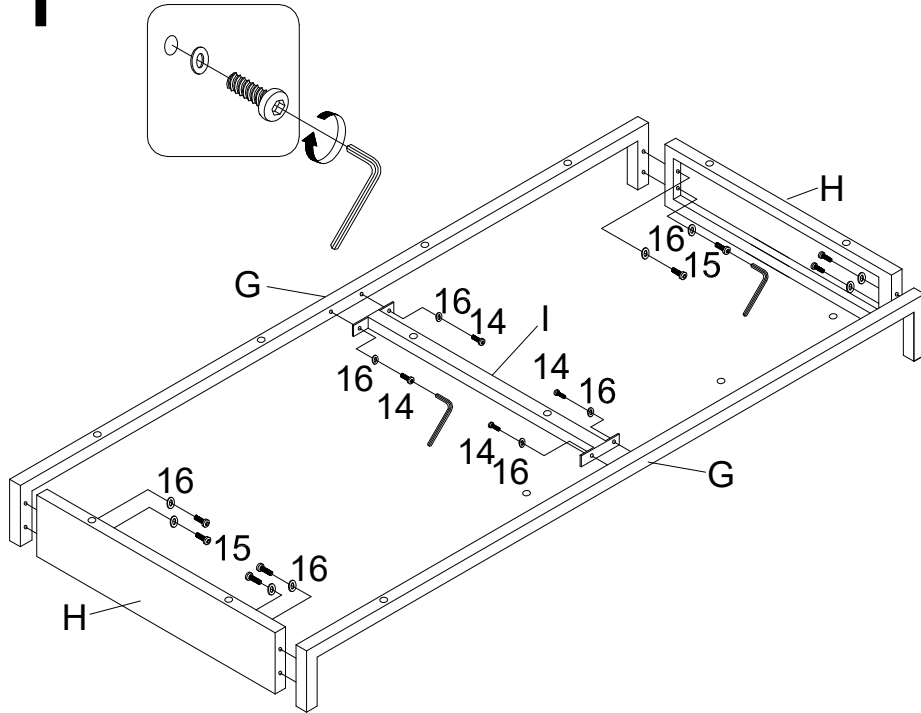





12		x24
21		x2
22		x4

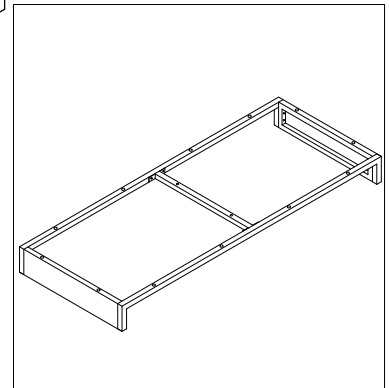


Assembly | Asambla | Assemblage

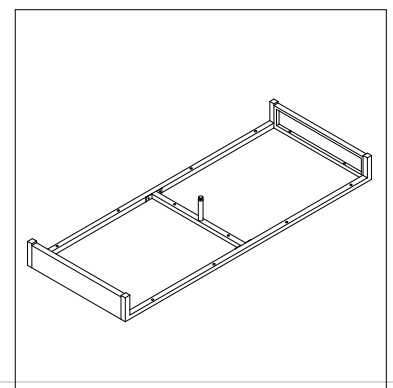
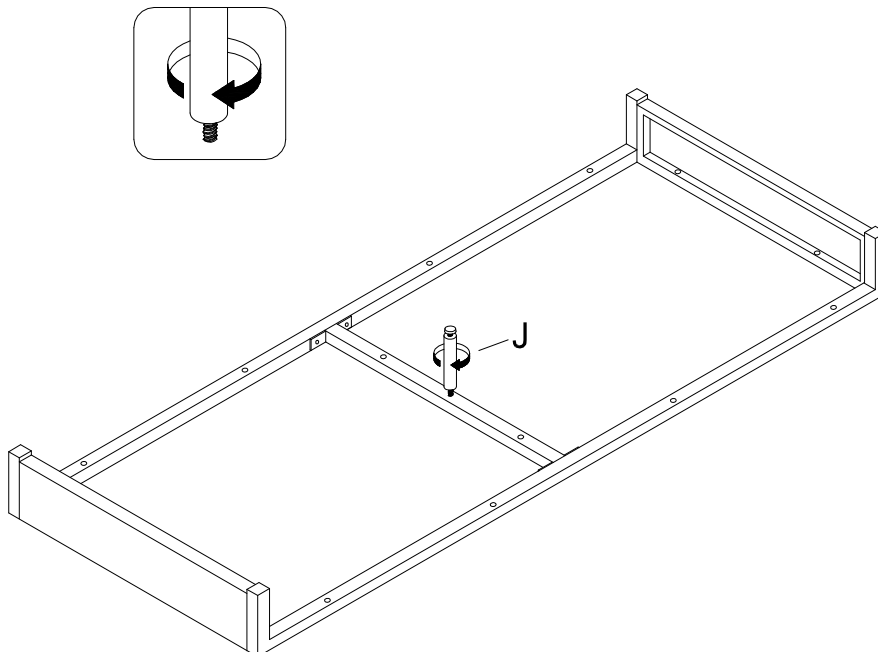
11



14		x4
15		x8
16		x12

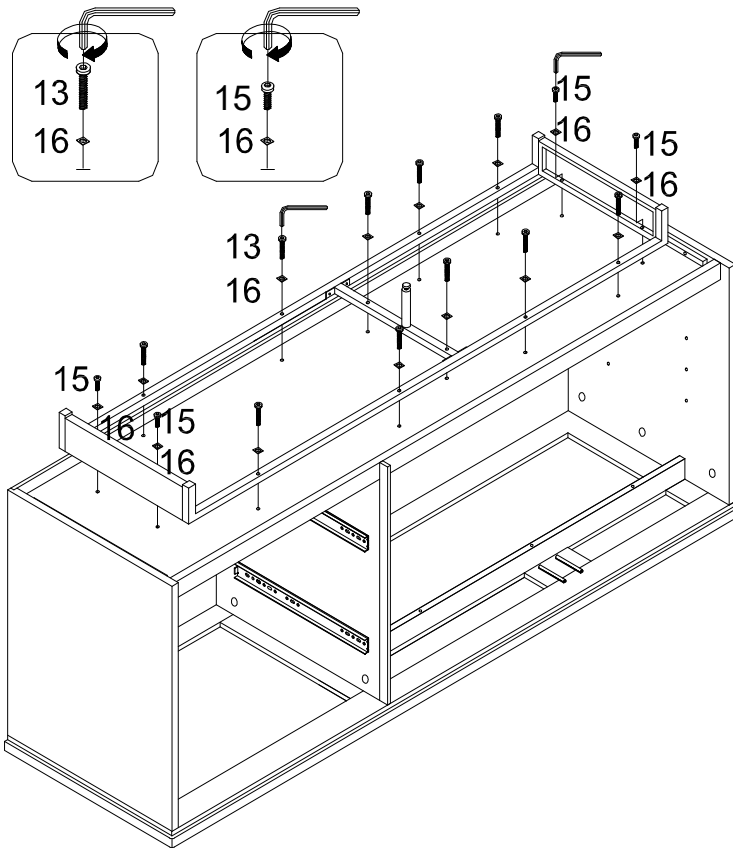





12

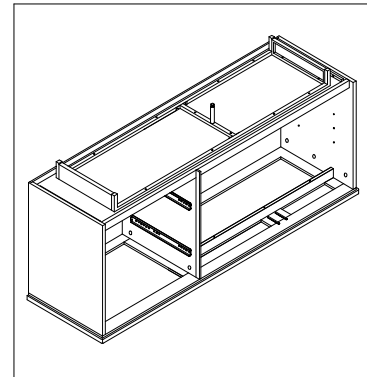


Assembly | Asambla | Assemblage

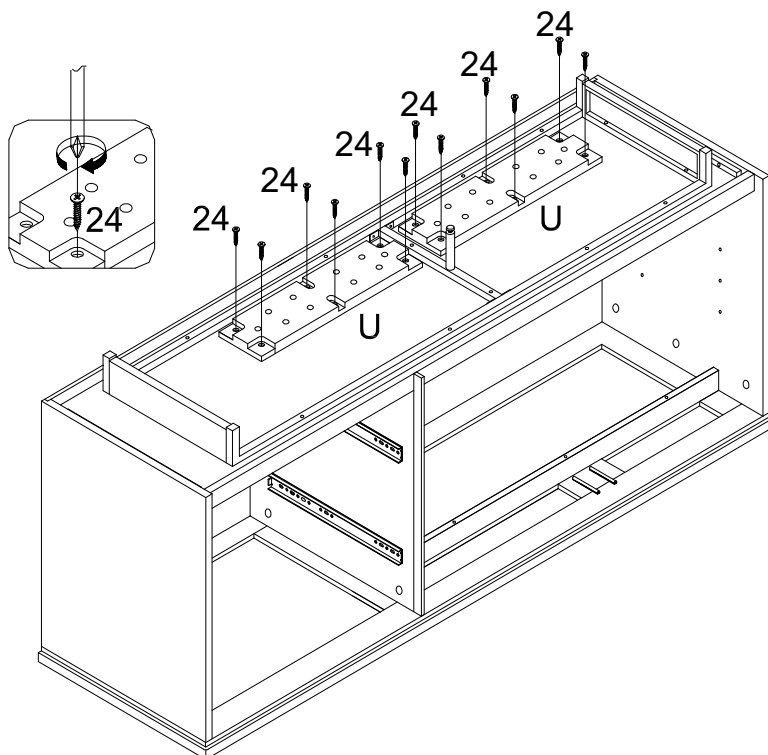
13




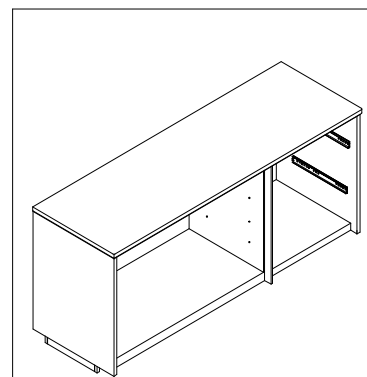
13		x10
15		x4
16		x14



14

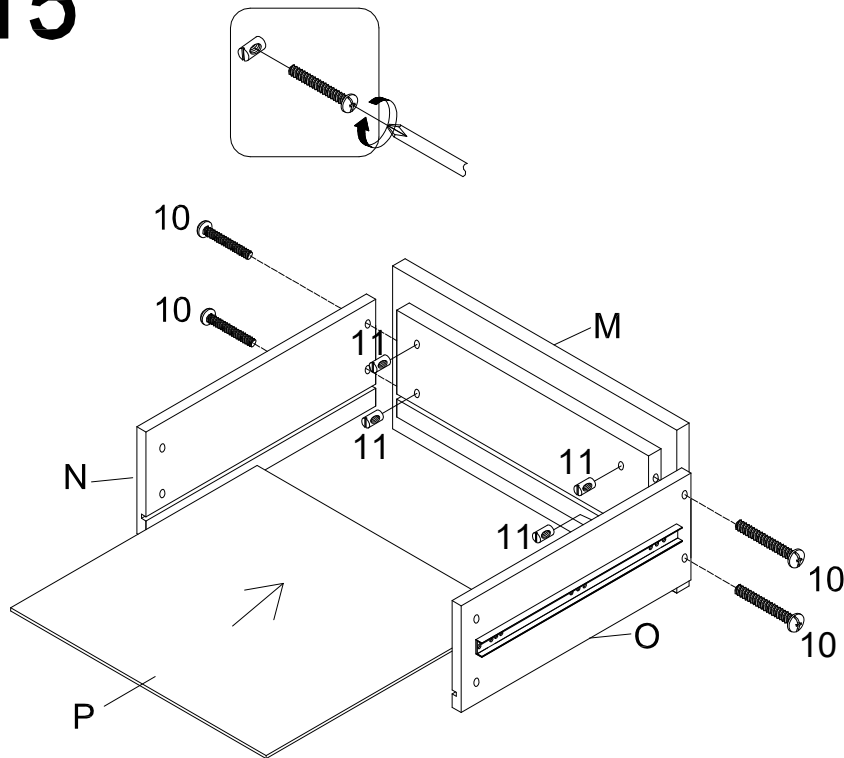




24		x12
----	---	-----

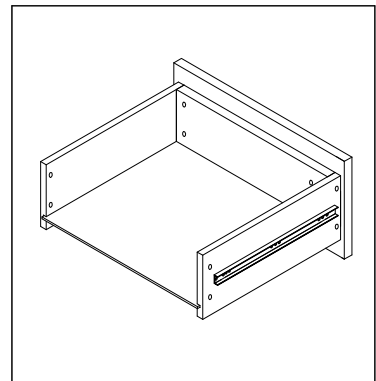


Assembly | Asambla | Assemblage

15

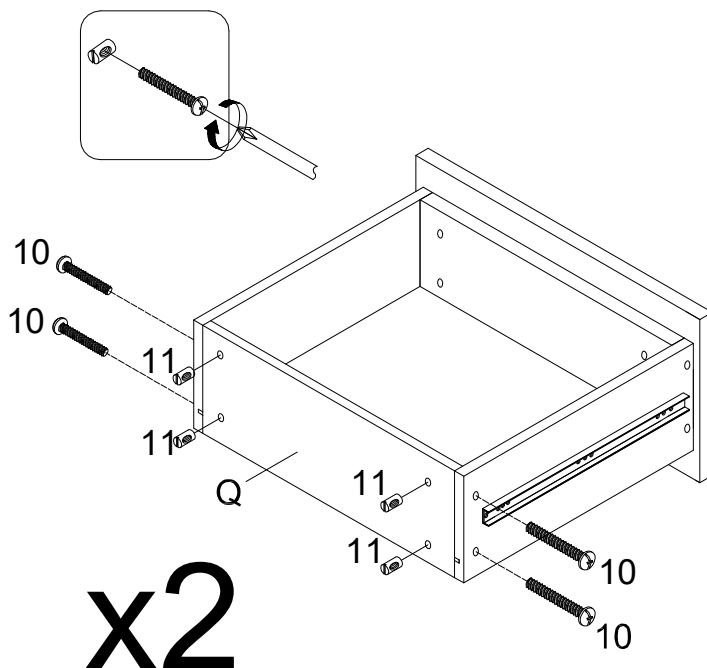




10		x8
11		x8

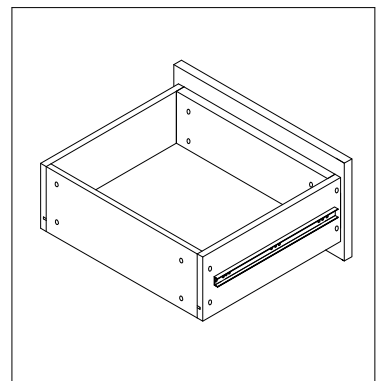


x2

16



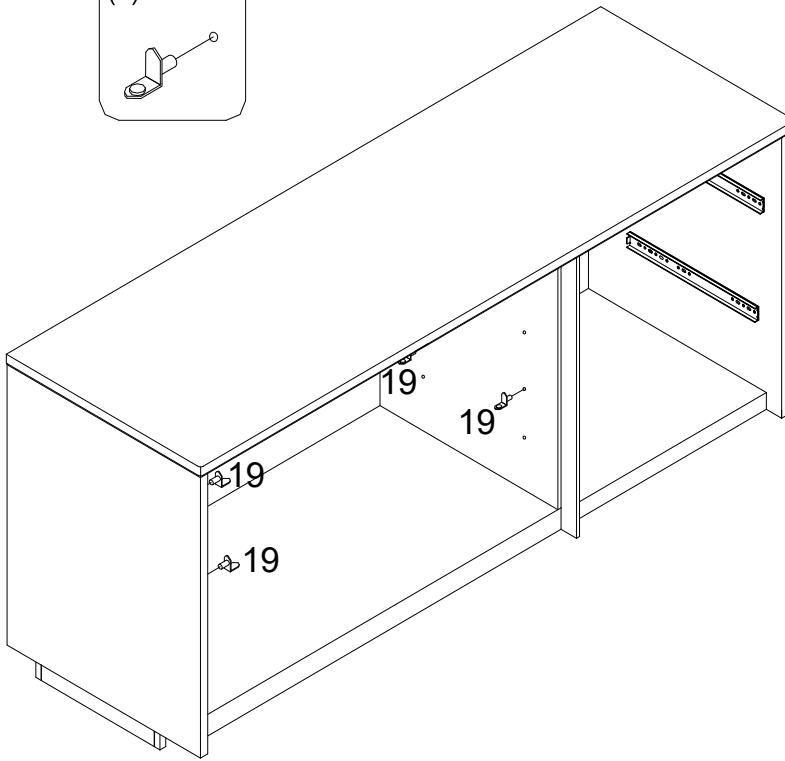
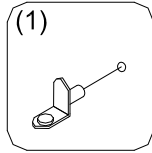
10		x8
11		x8



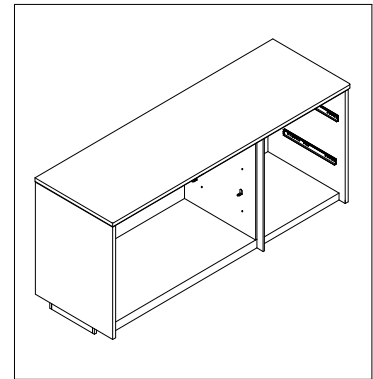
x2

Assembly | Asambla | Assemblage

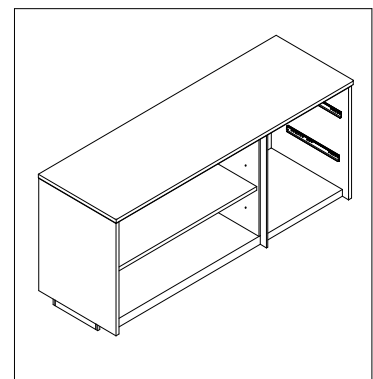
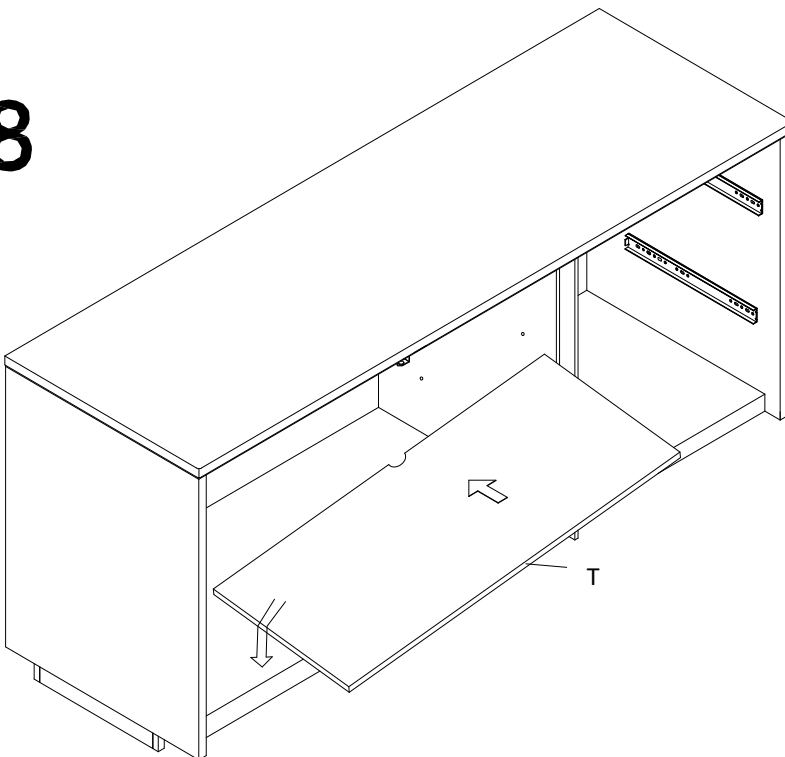
17



19		x4
----	--	----

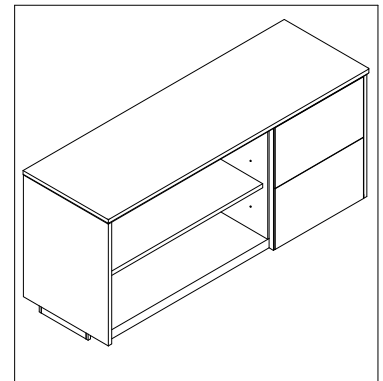
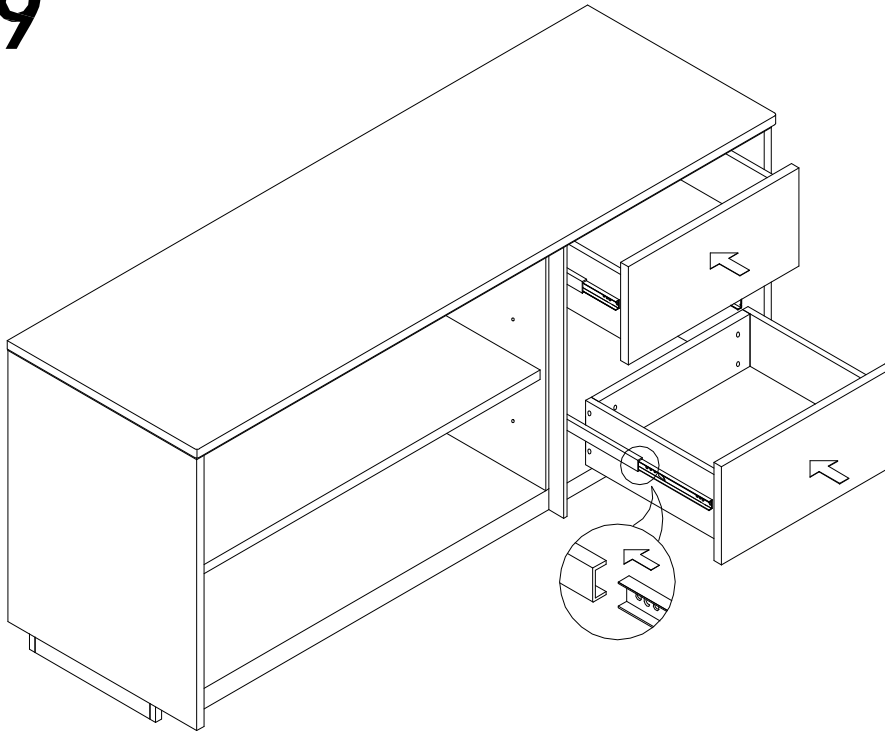


18

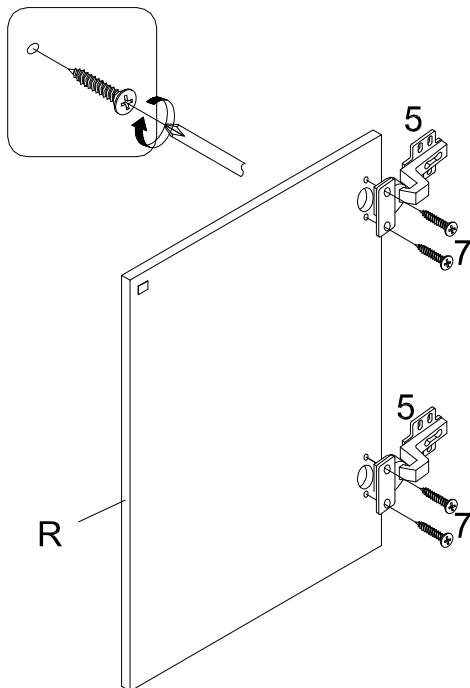




Assembly | Asambla | Assemblage

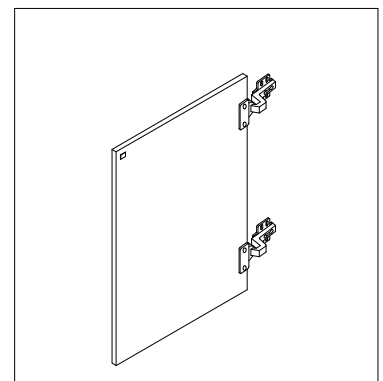
19



20

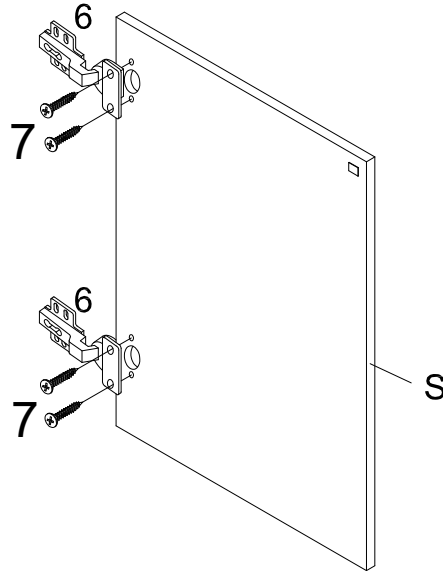
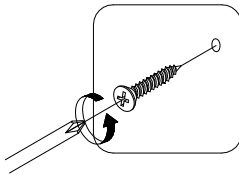


5		x2
7		x4

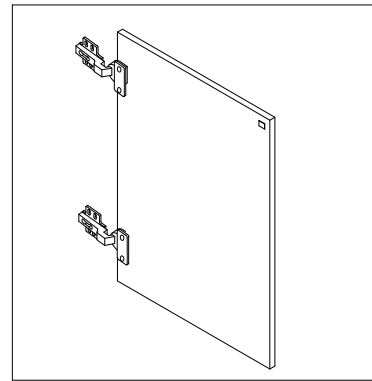


Assembly | Asambla | Assemblage

21



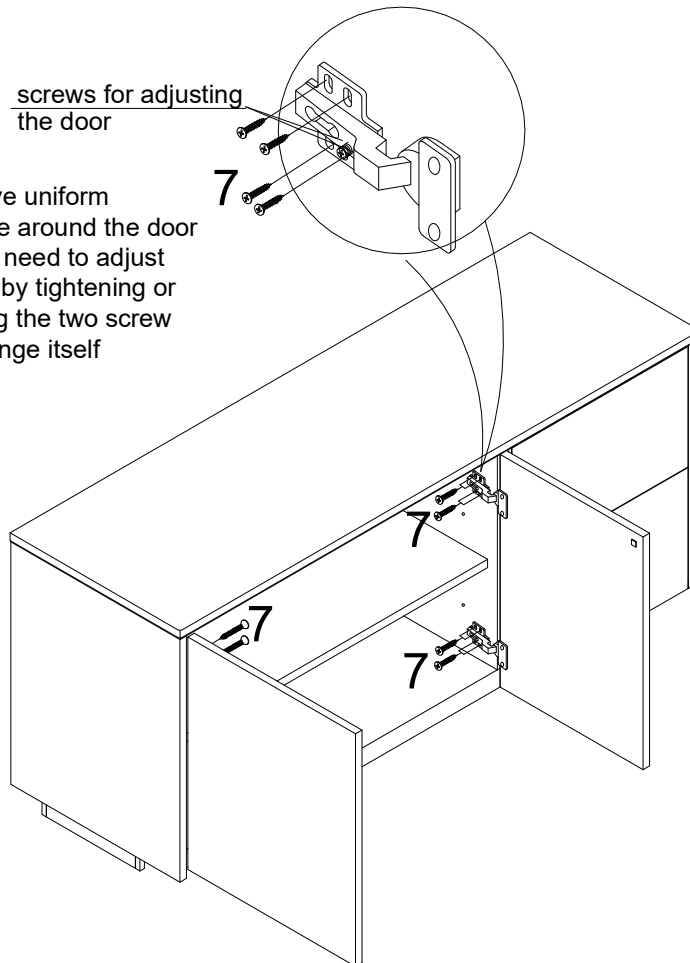
6		x2
7		x4



22

screws for adjusting the door

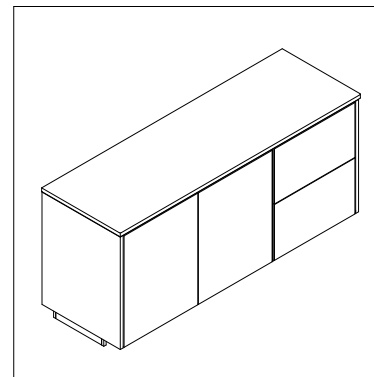
to achieve uniform clearance around the door you may need to adjust the door by tightening or loosening the two screw on the hinge itself



7		x16
---	--	-----

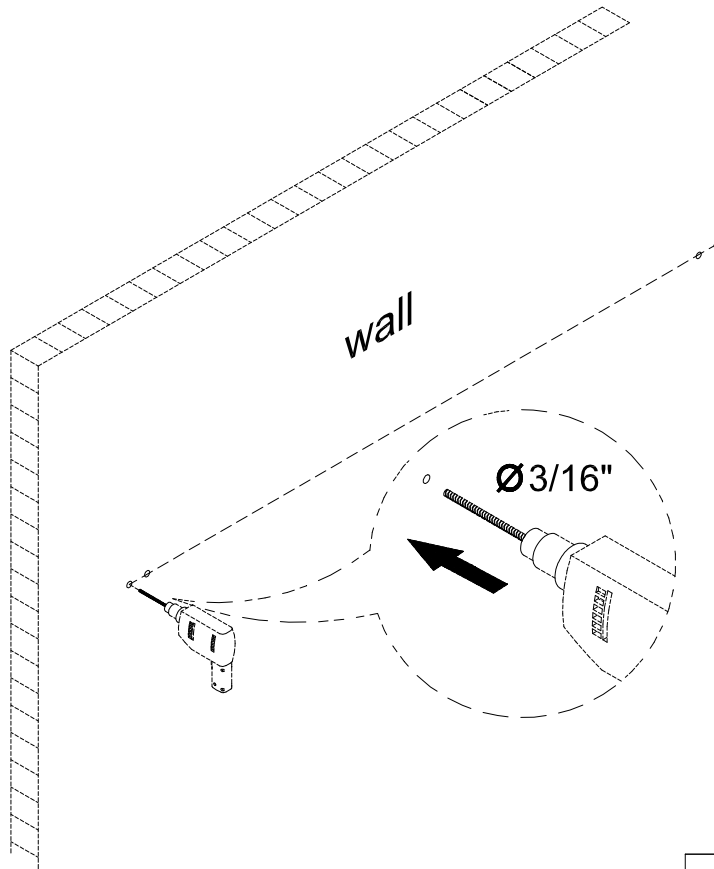
Para lograr un espacio uniforme alrededor de la puerta, es posible que deba ajustar la puerta apretando o aflojando los dos tornillos de la bisagra.


Pour obtenir un jeu uniforme autour de la porte, vous devrez peut-être ajuster la porte en serrant ou desserrant les deux vis de la charnière



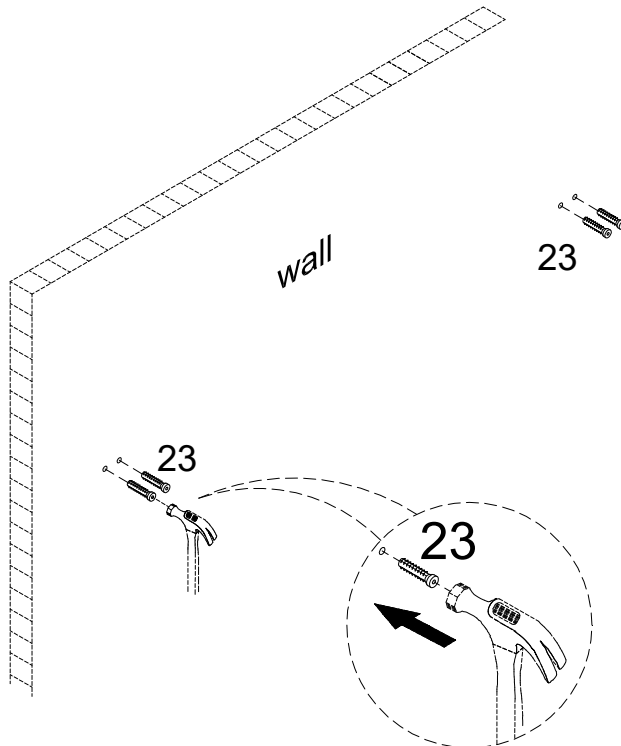
Assembly | Asambla | Assemblage

23



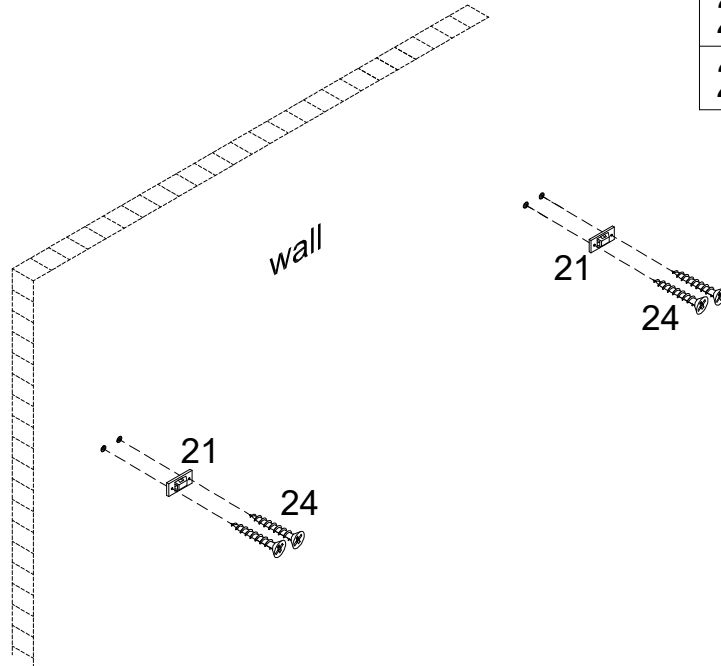
23		x4
----	---	----

24



Assembly | Asambla | Assemblage

25



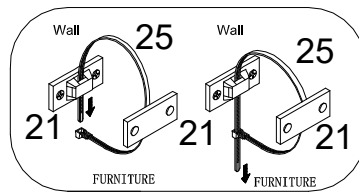
21		x2
24		x4

26


Anti-tipping hardware must be used for this product to avoid tipping and injury.

El hardware antivuelco debe usarse para este producto para evitar vuelcos y lesiones.

Le matériel anti-basculement doit être utilisé pour ce produit afin d'éviter le basculement et les blessures.

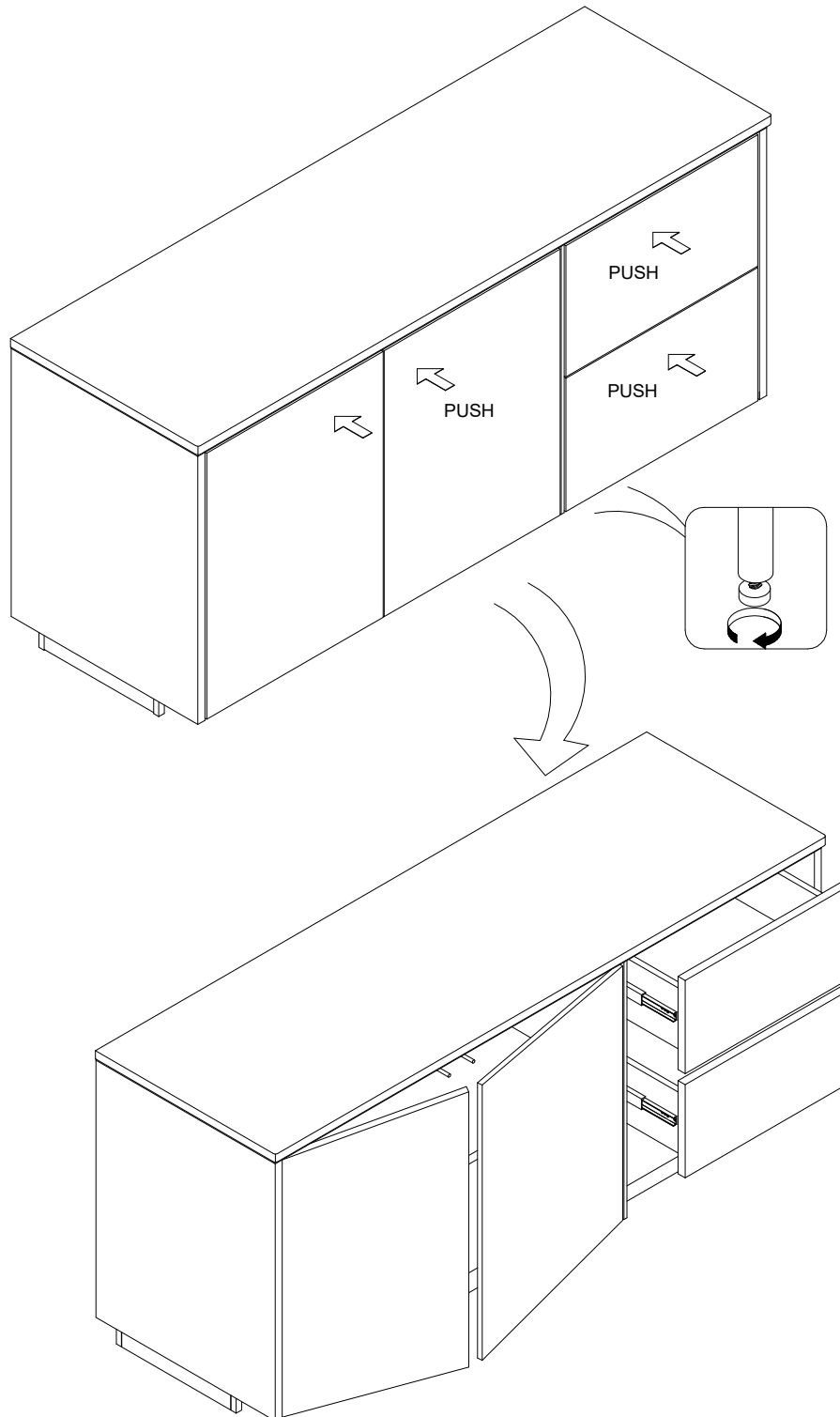


25		x2
----	--	----



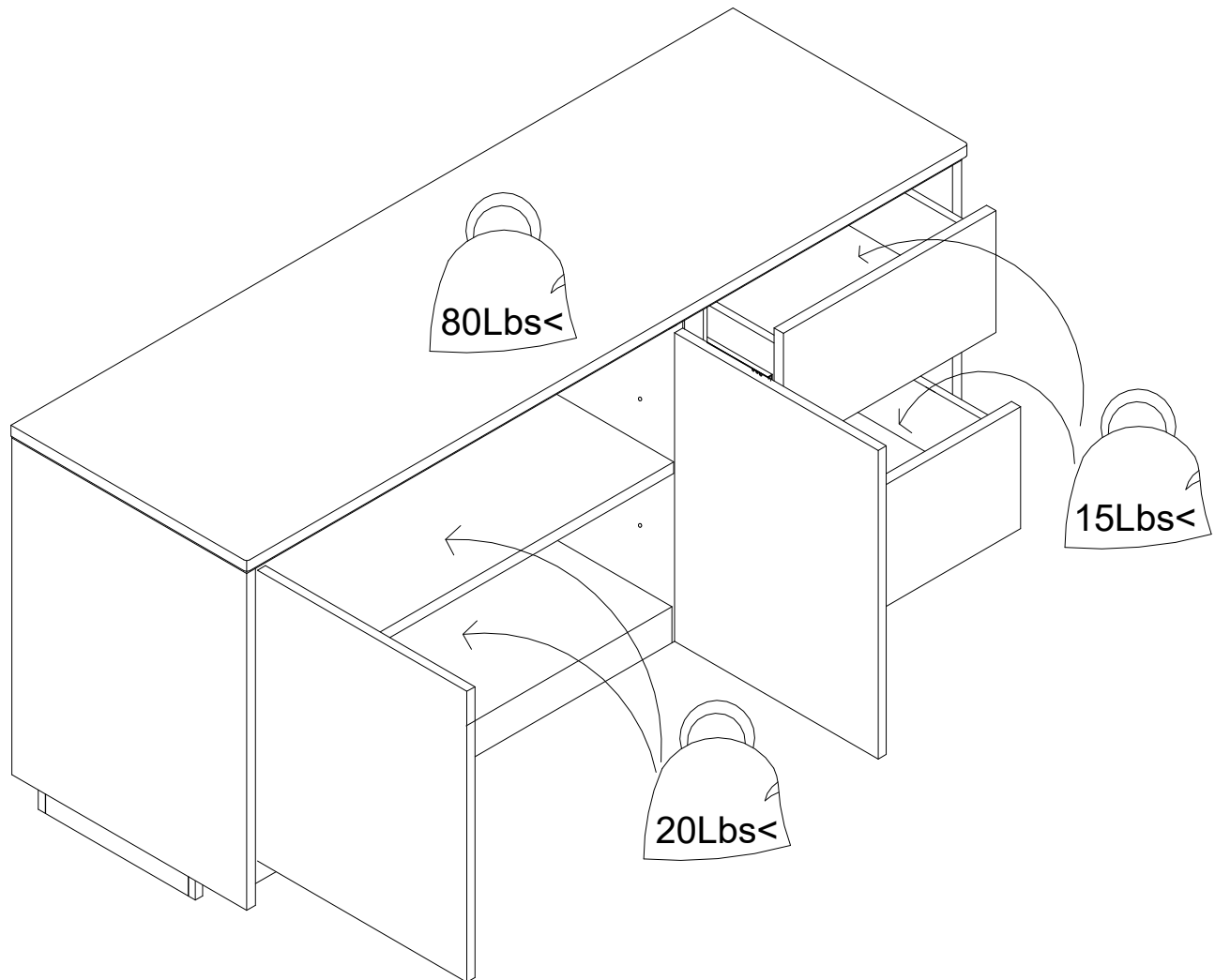
Assembly | Asambllea | Assemblage

27



Assembly | Asambla | Assemblage

28



Assembly | Asamblea | Assemblage

May We Help You? 800.633.5096

Please have this information ready when you call:

- Item Number
- PO #
- Purchaser Name
- Place of Purchase
- Purchase Date
- Date Product Arrived

Please immediately examine this product carefully. Any request for missing or damaged parts replacement must be received 90 days following the date you received the product. Requests for replacement parts, if available, will be honored within this time frame. Parts will not be available for items that were received fully assembled. We do not recommend modifying products and we are not responsible for any damages due to product modifications. If damages or missing parts are not reported within 90 days of the date you received the product, we are under no obligation to provide parts or replacement merchandise. For product issues, please contact customer service at 800-633-5096 (toll-free) Mon-Fri 8:30am – 4pm CST. For assembly issues, please contact customer service and ask for technical assistance. Regarding product returns, please contact the retailer from whom you purchased the product.

Please note, for items purchased in a retail store, you will need to contact the retailer for all part needs.

Product purchased at garage sales or discount stores is sold as-is and is not covered by the above policy.

¿Podemos ayudarle? 800.633.5096

Tenga a mano esta información cuando llame:

- Número de artículo
- PO #
- Nombre del comprador
- Lugar de compra
- Fecha de compra
- Fecha en que llegó el producto

Por favor, examine este producto detenidamente. Cualquier solicitud de reemplazo de piezas faltantes o dañadas debe recibirse 90 días después de la fecha en que recibió el producto. Las solicitudes de piezas de repuesto, si están disponibles, se cumplirán dentro de este marco de tiempo. Las piezas no estarán disponibles para los artículos que se recibieron completamente ensamblados. No recomendamos modificar los productos y no nos hacemos responsables de los daños debidos a modificaciones del producto. Si los daños o las piezas faltantes no se informan dentro de los 90 días a partir de la fecha en que recibió el producto, no estamos obligados a proporcionar piezas o mercancía de reemplazo. Para problemas con el producto, comuníquese con el servicio al cliente al 800-633-5096 (línea gratuita) de lunes a viernes de 8:30 a.m. a 4 p.m. CST. Para problemas de montaje, comuníquese con el servicio al cliente y solicite asistencia técnica. En cuanto a devoluciones de productos, póngase en contacto con el distribuidor al que le compró el producto.

Tenga en cuenta que para los artículos comprados en una tienda minorista, deberá ponerse en contacto con el minorista para todas las necesidades de la pieza.

El producto comprado en las ventas de garage o tiendas de descuento se vende tal cual y no está cubierto por la política anterior.

Pouvons-nous vous aider? 800.633.5096

Veillez avoir cette information à portée de main lorsque vous appelez:

- Numéro d'article
- PO #
- Nom de l'acheteur
- Lieu d'achat
- Date d'achat
- Date d'arrivée du produit

S'il vous plaît examiner immédiatement ce produit avec soin. Toute demande de remplacement de pièces manquantes ou endommagées doit être reçue dans les 90 jours suivant la date de réception du produit. Les demandes de pièces de rechange, si elles sont disponibles, seront honorées dans ce délai. Les pièces ne seront pas disponibles pour les articles reçus entièrement assemblés. Nous ne recommandons pas de modifier les produits et nous ne sommes pas responsables des dommages causés par les modifications du produit. Si les dommages ou les pièces manquantes ne sont pas signalés dans les 90 jours suivant la date à laquelle vous avez reçu le produit, nous ne sommes pas tenus de fournir des pièces ou des marchandises de remplacement. Pour les problèmes de produits, veuillez contacter le service à la clientèle au 800-633-5096 (sans frais) du lundi au vendredi de 8h30 à 16h00, heure du Pacifique. Pour les problèmes d'assemblage, veuillez contacter le service clientèle et demander une assistance technique. En ce qui concerne les retours de produits, veuillez contacter le revendeur auprès duquel vous avez acheté le produit.

S'il vous plaît noter, pour les articles achetés dans un magasin de détail, vous devrez contacter le détaillant pour tous les besoins en pièces.

Les produits achetés dans les ventes de garage ou dans les magasins discount sont vendus tels quels et ne sont pas couverts par la politique cidessus.