








Assembly Instructions

ITEM NO.:81419

Thank you for purchasing this quality product. Be sure to check all packing material carefully for small parts that may have come loose inside the carton during shipment. (Note: Loosely thread all screws/bolts first. Once the item is assembled then completely tighten.)

PARTS LIST:				HARDWARE LIST				
NO.	Description	Sketch	Quantity	NO.	Sketch	Description	Size	Quantity
A	Top		1pc	D		Blots	Ø5/16"*1 5/8"	8pcs
B	Top Legs		2pcs	E		Flast washer	Ø5/16"*1/2"	8pcs
				F		Look washer	Ø5/16"*3/4"	8pcs
C	Back Legs		2pcs	G		Allen wrench	M5*65L	1pc

