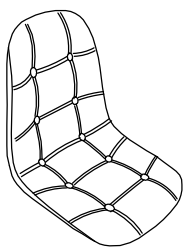


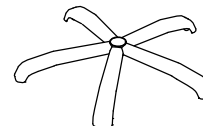
ASSEMBLY INSTRUCTION

PARTS LIST


1. - 1 Pc.



2. - 1 Pc.



3. - 1 Pc.



FITTINGS

A. -5Pcs.



B1. -1Pc.



B2. -1Pc.



C. -4Pcs.



D. -1Pc.



E. -1Pc.



STEP 1: Assemble A under the frame ②

STEP 2 : Screw ③ into the frame ②

STEP 3: Screw B on ③

STEP 4: Assemble E under the chair seat

STEP 5: Assemble chair seat onto the frame

