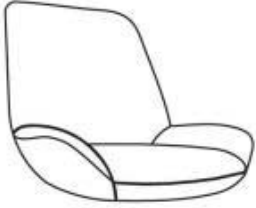








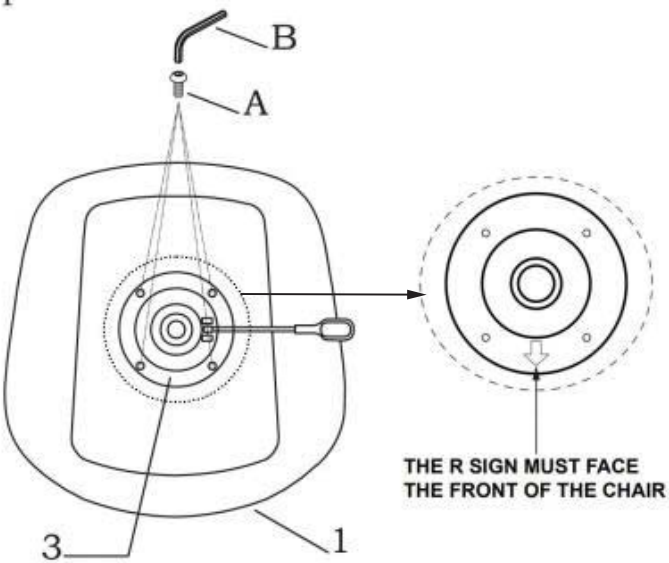
ITEM NAME/NOM D'ITEM: LOFT OFFICE CHAIR  
 ITEM #/NO.ITEM: 101827 / 101828 / 101829

## PARTS LIST/LISTE DES PIÈCES

(1)	(2)	(3)	(4)	(5)	(6)
					A.  M6x18mm x4 B.  5mm x1
x1	x1	x1	x1	x5	

## ASSEMBLY INSTRUCTIONS/INSTRUCTIONS D'ASSEMBLAGE

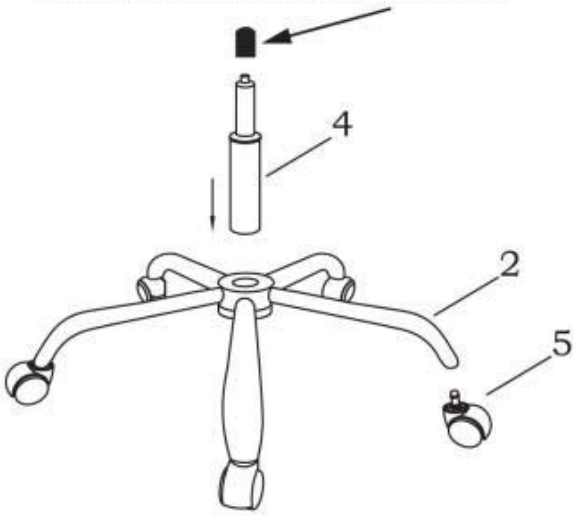
**I**




THE R SIGN MUST FACE THE FRONT OF THE CHAIR

**II**

REMOVE THE CAP BEFORE ASSEMBLE



**III**



**IV**

