



**INSTRUCTIONS D'ASSEMBLAGE**  
**ASSEMBLY INSTRUCTIONS**

---

**M**ONARCH  
SPECIALTIES INC.

**I 7771**

---

**BUREAU -**  
**40"L / NOIR / METAL NOIR**

**COMPUTER DESK -**  
**40"L / BLACK / BLACK METAL**

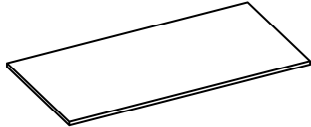
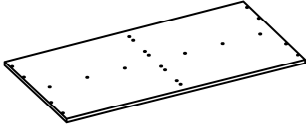
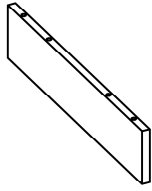
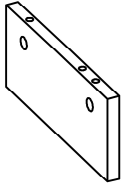
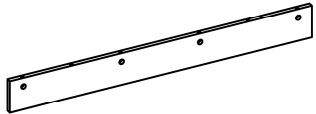


**POUR DE L'ASSISTANCE OU POUR COMMANDER  
DES PIÈCES CONTACTEZ NOTRE DÉPARTEMENT  
DE SERVICE À LA CLIENTÈLE.**


**FOR ASSISTANCE OR TO ORDER PARTS  
CONTACT OUR CUSTOMER SERVICE DEPARTMENT**

**WWW.MONARCHSERVICE.COM**

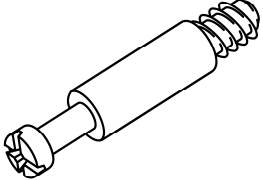
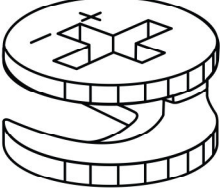
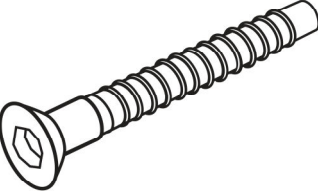
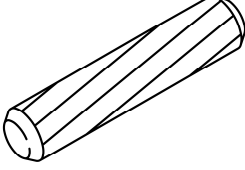
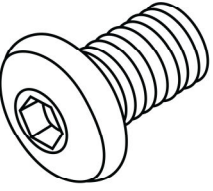
**LISTE DES PIÈCES**  
**PARTS LIST**

PIÈCE / PART #	IMAGE	DESCRIPTION	QTY / QTÉ
1		TABLE TOP SURFACE DE TABLE	1
2		BOTTOM PANEL PANNEAU DU BAS	1
3		SIDE PANEL PANNEAU DE CÔTÉ	2
4		DIVIDER PANEL PANNEAU DE DIVISION	2
5		CONNECTION PANEL PANNEAU DE CONNEXION	1

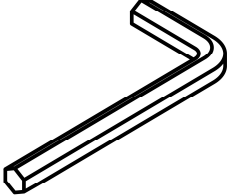
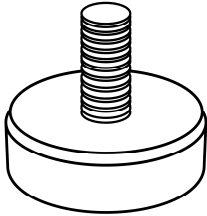
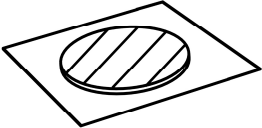
**LISTE DES PIÈCES**  
**PARTS LIST**

PIÈCE / PART #	IMAGE	DESCRIPTION	QTY / QTÉ
6		METAL LEG PATTE EN METAL	4

**LISTE DES PIÈCES DE MONTAGE**  
**HARDWARE LIST**

PIÈCE / PART #	IMAGE	DESCRIPTION	QTY / QTÉ
A		CAM LOCK SCREW VIS CAM LOCK	12
B		CAM LOCK CONNECTOR ÉCROU CAM LOCK	12
C		ASSEMBLING BOLT - Ø1/4" X 1 3/8" BOULON D'ASSEMBLAGE - Ø1/4" X 1 3/8"	12
D		WOOD DOWEL GOUJON DE BOIS	20
E		ASSEMBLING BOLT - Ø1/4" X 1/2" BOULON D'ASSEMBLAGE - Ø1/4" X 1/2"	12

**LISTE DES PIÈCES DE MONTAGE**  
**HARDWARE LIST**

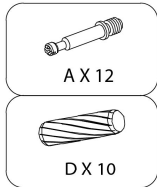
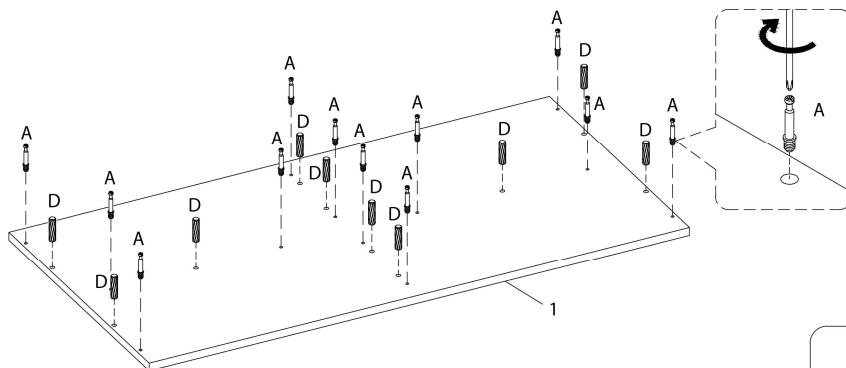
PIÈCE / PART #	IMAGE	DESCRIPTION	QTY / QTÉ
F		<p>HEX KEY CLÉ HEXAGONALE</p>	1
G		<p>ADJUSTABLE LEG PATTE AJUSTABLE</p>	4
H		<p>FINISHING STICKER COLLANT DE FINITION</p>	12



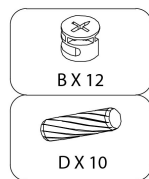
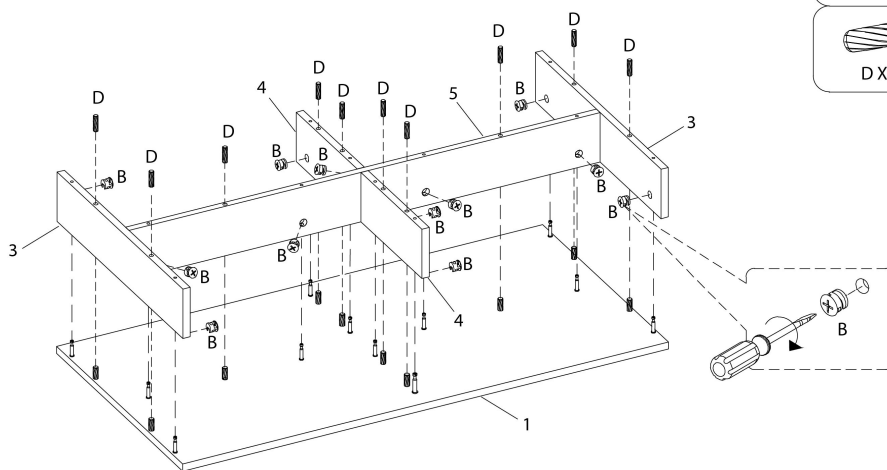
OUTIL DE VÉRIFICATION DE DIMENSIONS DES PIÈCES  
HARDWARE DIMENSIONS VERIFICATION TOOL



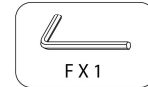
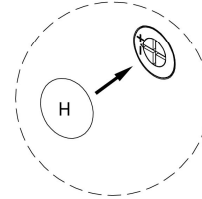
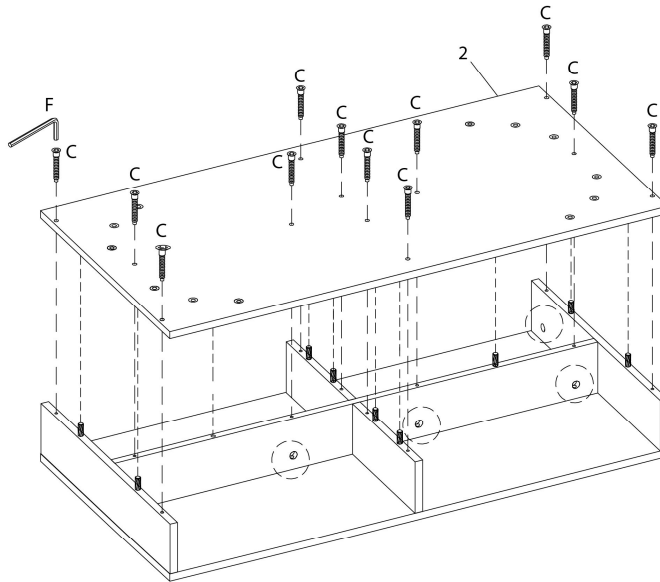
ÉTAPE / STEP 1



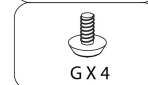
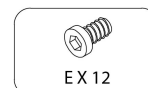
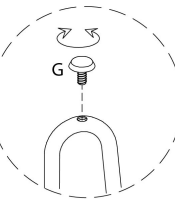
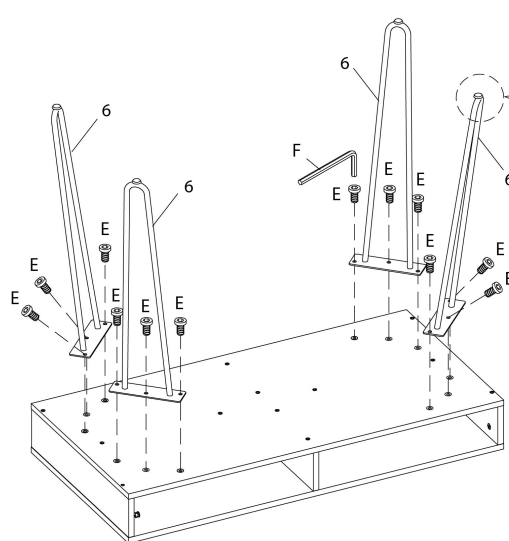
ÉTAPE / STEP 2



ÉTAPE / STEP 3



ÉTAPE / STEP 4





ÉTAPE / STEP 5

