



INSTRUCTIONS D'ASSEMBLAGE
ASSEMBLY INSTRUCTIONS

MONARCH
SPECIALTIES INC.

I 3682

ETAGERE -
72" H / ECHELLE TAUPE FONCE / METAL NOIR

BOOKCASE -
72" H LADDER DARK TAUPE / BLACK METAL


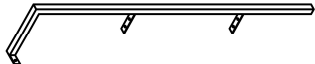
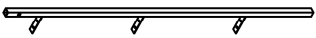
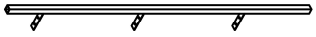



**POUR DE L'ASSISTANCE OU POUR COMMANDER
DES PIÈCES CONTACTEZ NOTRE DÉPARTEMENT
DE SERVICE À LA CLIENTÈLE.**

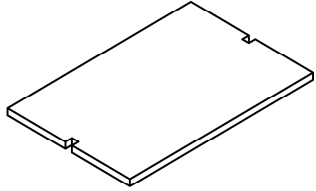
**FOR ASSISTANCE OR TO ORDER PARTS
CONTACT OUR CUSTOMER SERVICE DEPARTMENT**

WWW.MONARCHSERVICE.COM


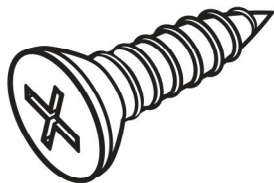
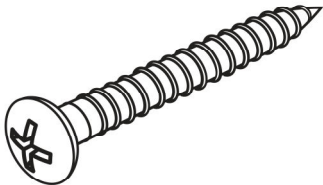

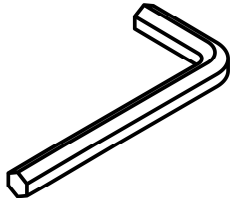
LISTE DES PIÈCES
PARTS LIST

PIÈCE / PART #	IMAGE	DESCRIPTION	QTY / QTÉ
1		FRONT FACING LEFT FRAME CADRE AVANT GAUCHE	1
2		FRONT FACING RIGHT FRAME CADRE AVANT DROIT	1
3		FRONT FACING LEFT FRAME CADRE AVANT GAUCHE	1
4		FRONT FACING RIGHT FRAME CADRE AVANT DROIT	1
5		CONNECTOR CONNECTEUR	2

LISTE DES PIÈCES
PARTS LIST

PIÈCE / PART #	IMAGE	DESCRIPTION	QTY / QTÉ
6		SHELF ÉTAGÈRE	5

LISTE DES PIÈCES DE MONTAGE
HARDWARE LIST

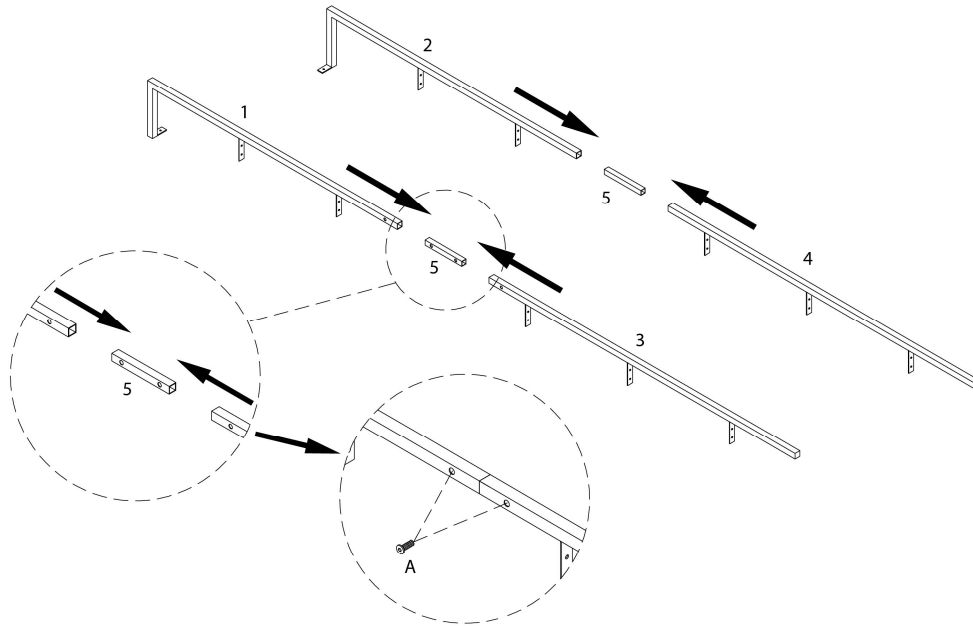
PIÈCE / PART #	IMAGE	DESCRIPTION	QTY / QTÉ
A		<p align="center">ASSEMBLING BOLT - Ø 1/4 X 3/8" BOULON D'ASSEMBLAGE - Ø 1/4 X 3/8"</p>	4
B		<p align="center">ASSEMBLING SCREW - Ø 1/8 X 5/8" VIS D'ASSEMBLAGE - Ø 1/8 X 5/8"</p>	20
C		<p align="center">ASSEMBLING SCREW - Ø 1/8 X 1 3/8" VIS D'ASSEMBLAGE - Ø 1/8 X 1 3/8"</p>	2
D		<p align="center">ANCHOR ANCRE</p>	2
E		<p align="center">HEX KEY CLÉ HEXAGONALE</p>	1



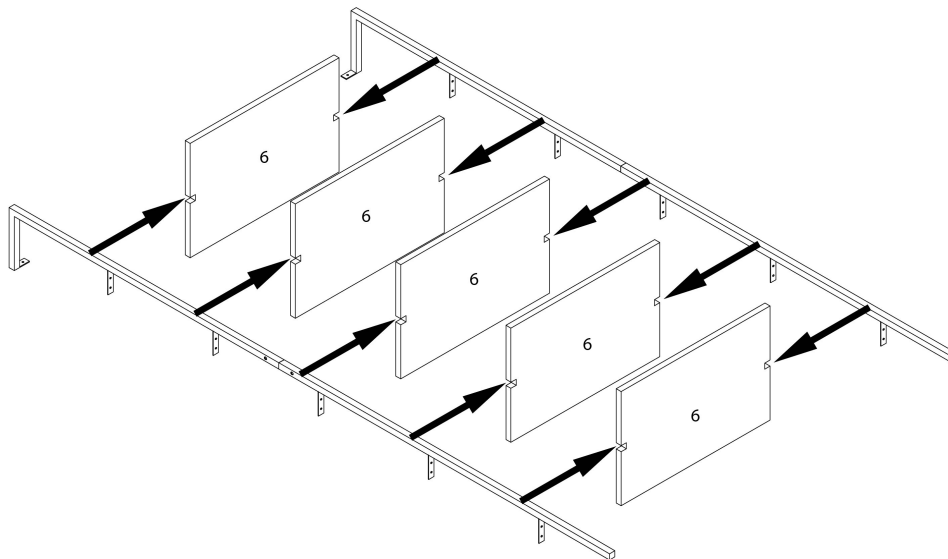
OUTIL DE VÉRIFICATION DE DIMENSIONS DES PIÈCES
HARDWARE DIMENSIONS VERIFICATION TOOL



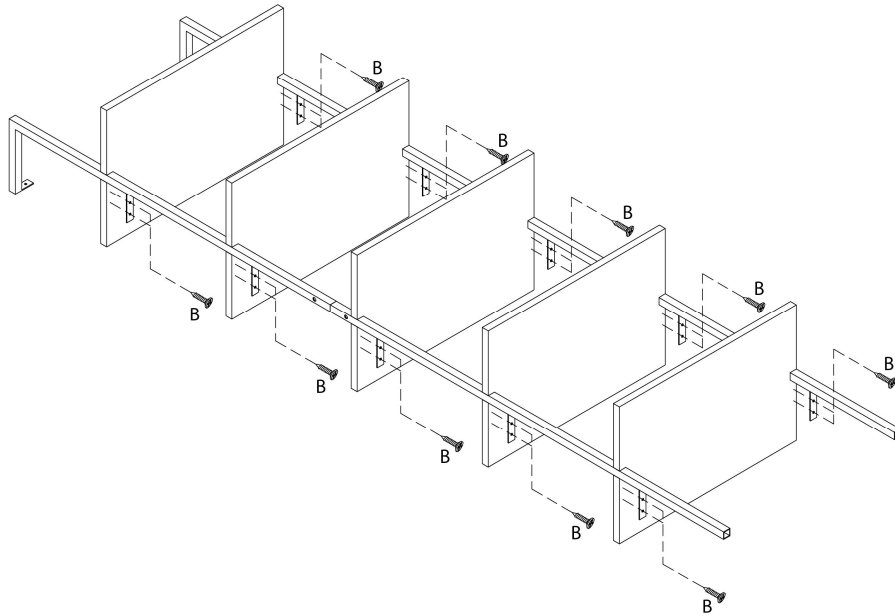
ÉTAPE / STEP 1



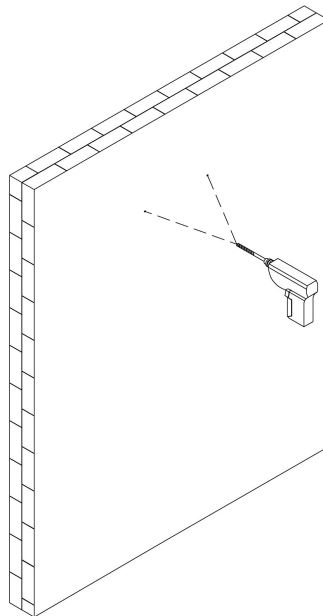
ÉTAPE / STEP 2



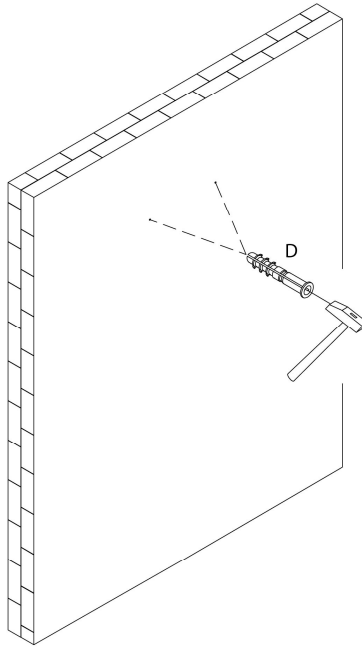
ÉTAPE / STEP 3



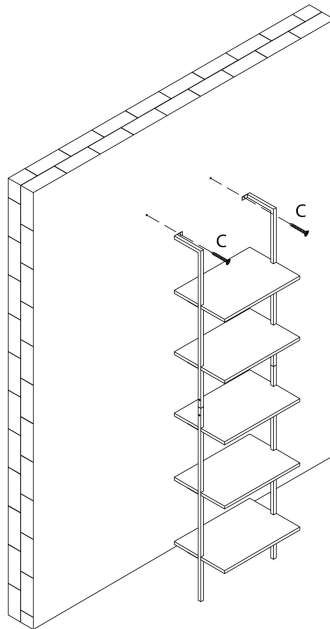
ÉTAPE / STEP 4



ÉTAPE / STEP 5



ÉTAPE / STEP 6



ÉTAPE / STEP 7

