



**INSTRUCTIONS D'ASSEMBLAGE**  
**ASSEMBLY INSTRUCTIONS**

---

**M**ONARCH  
SPECIALTIES INC.

**I 3683**

---

**ETAGERE -**  
**72" H / ECHELLE NOIR / METAL NOIR**

**BOOKCASE -**  
**72" H LADDER BLACK / BLACK METAL**

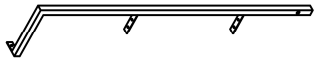
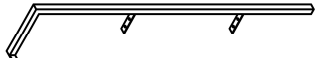
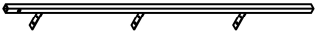
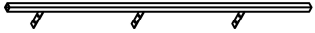



**POUR DE L'ASSISTANCE OU POUR COMMANDER  
DES PIÈCES CONTACTEZ NOTRE DÉPARTEMENT  
DE SERVICE À LA CLIENTÈLE.**

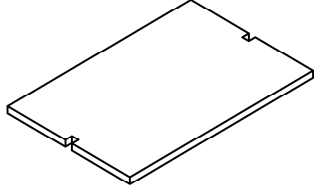
**FOR ASSISTANCE OR TO ORDER PARTS  
CONTACT OUR CUSTOMER SERVICE DEPARTMENT**

**WWW.MONARCHSERVICE.COM**


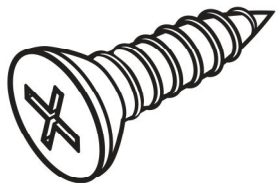
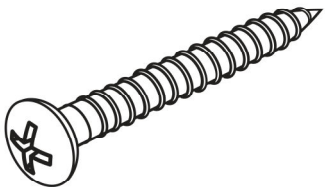

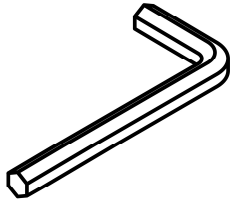
**LISTE DES PIÈCES**  
**PARTS LIST**

PIÈCE / PART #	IMAGE	DESCRIPTION	QTY / QTÉ
1		FRONT FACING LEFT FRAME CADRE AVANT GAUCHE	1
2		FRONT FACING RIGHT FRAME CADRE AVANT DROIT	1
3		FRONT FACING LEFT FRAME CADRE AVANT GAUCHE	1
4		FRONT FACING RIGHT FRAME CADRE AVANT DROIT	1
5		CONNECTOR CONNECTEUR	2

**LISTE DES PIÈCES**  
**PARTS LIST**

PIÈCE / PART #	IMAGE	DESCRIPTION	QTY / QTÉ
6		SHELF ÉTAGÈRE	5

**LISTE DES PIÈCES DE MONTAGE**  
**HARDWARE LIST**

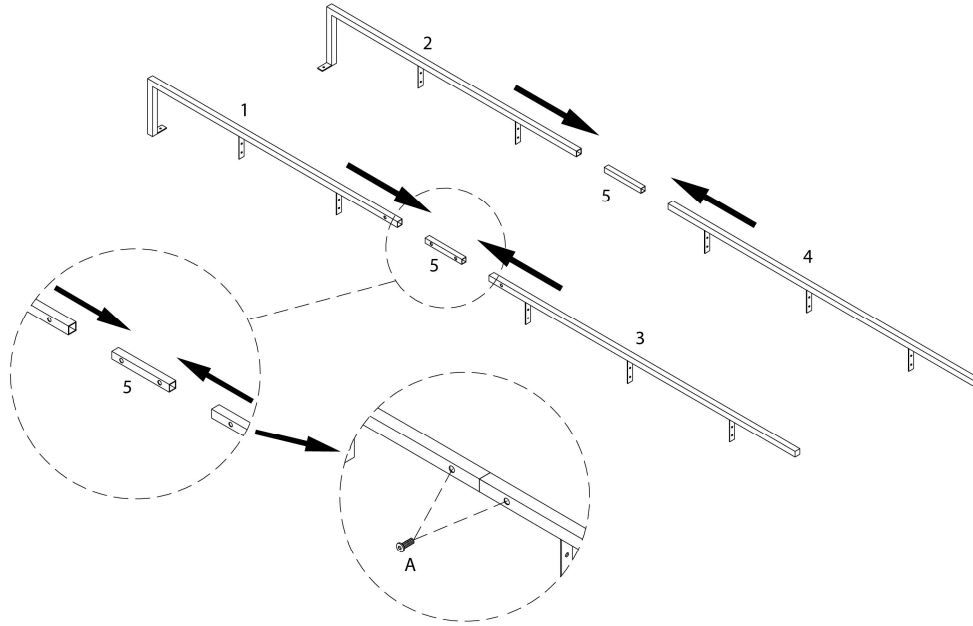
PIÈCE / PART #	IMAGE	DESCRIPTION	QTY / QTÉ
A		<p align="center">ASSEMBLING BOLT - Ø 1/4 X 3/8" BOULON D'ASSEMBLAGE - Ø 1/4 X 3/8"</p>	4
B		<p align="center">ASSEMBLING SCREW - Ø 1/8 X 5/8" VIS D'ASSEMBLAGE - Ø 1/8 X 5/8"</p>	20
C		<p align="center">ASSEMBLING SCREW - Ø 1/8 X 1 3/8" VIS D'ASSEMBLAGE - Ø 1/8 X 1 3/8"</p>	2
D		<p align="center">ANCHOR ANCRE</p>	2
E		<p align="center">HEX KEY CLÉ HEXAGONALE</p>	1



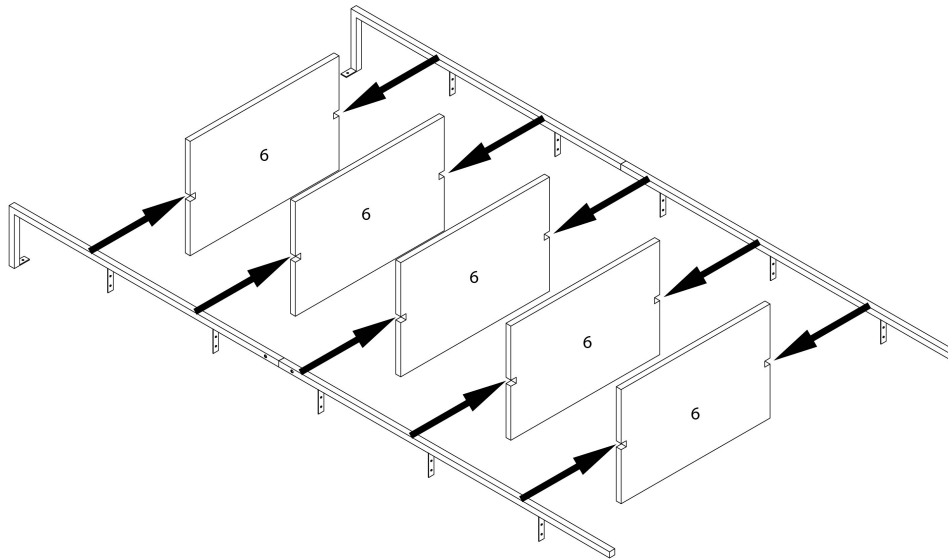
OUTIL DE VÉRIFICATION DE DIMENSIONS DES PIÈCES  
HARDWARE DIMENSIONS VERIFICATION TOOL



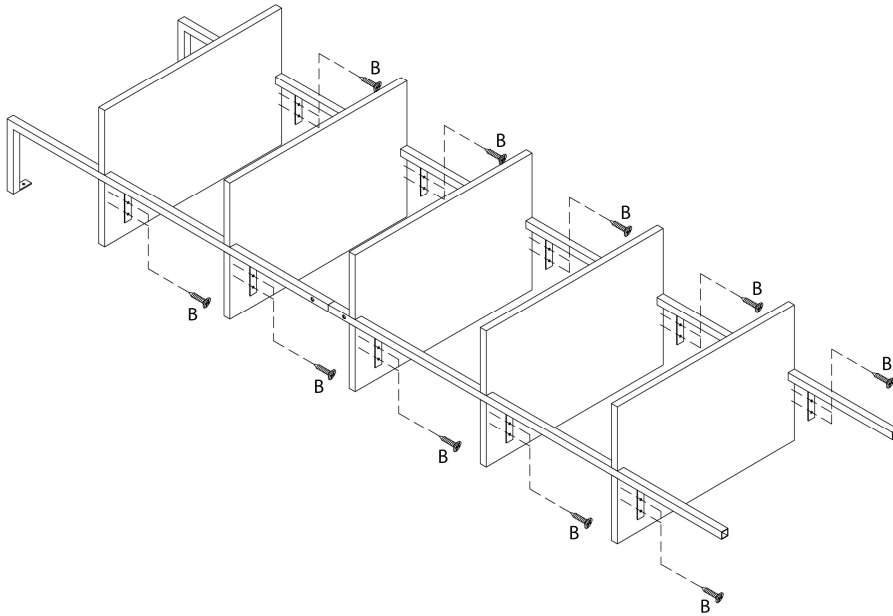
ÉTAPE / STEP 1



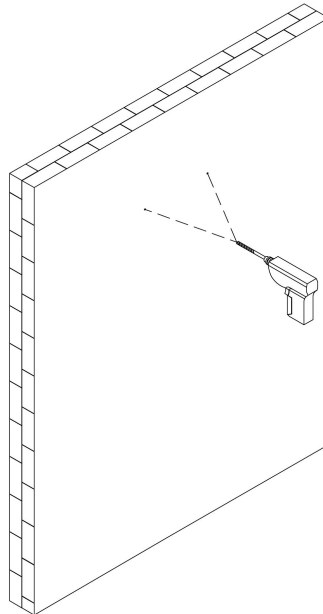
ÉTAPE / STEP 2



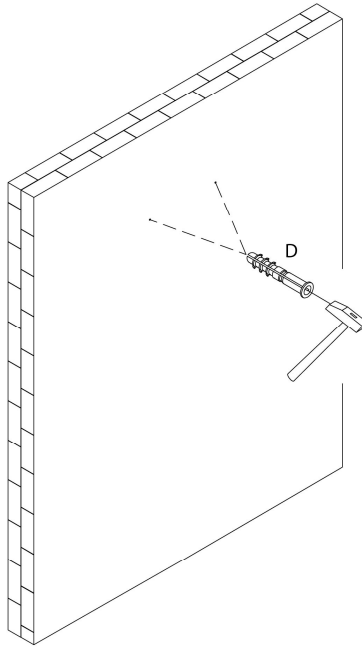
ÉTAPE / STEP 3



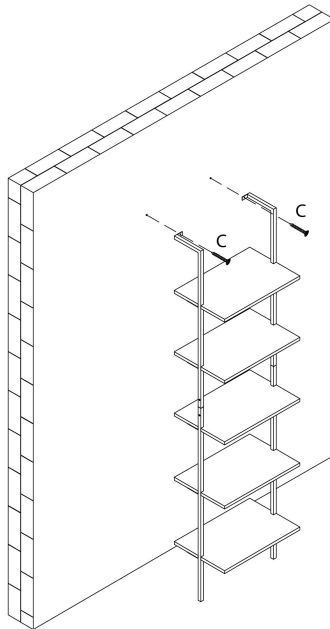
ÉTAPE / STEP 4



ÉTAPE / STEP 5



ÉTAPE / STEP 6





ÉTAPE / STEP 7

