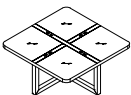



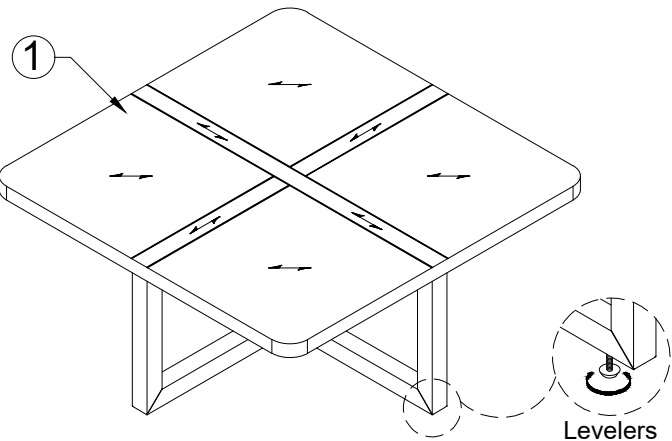
Caution: Please read instructions thoroughly before unpacking assembly parts. Sharp, exposed staple tips can cause injury, therefore, for your protection, please remove any exposed staple used in packing.

- 1. We recommend that you should assemble this product with the assistance of another person; this will make assembly easier, and will help to eliminate damage to the product or injury to persons during assembly.
- 2. Be sure to check all packing materials carefully for small parts that may have come loose inside the carton during shipment.
- 3. Please do not over tighten screws or bolts until the assembly is complete.
- 4. Please put all parts on a non-abrasive floor before assembly, and follow the assembly steps to assemble your newly purchased product correctly and efficiently.

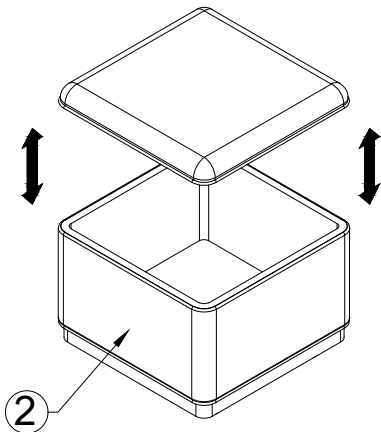
PART LISTS

| NO | IMAGE   | ITEM DESCRIPTION | Q' TY |
|----|---|------------------|-------|
| 1  |  | COCKTAIL TABLE   | 1 PC  |
| 2  |  | OTTOMAN          | 4 PCS |

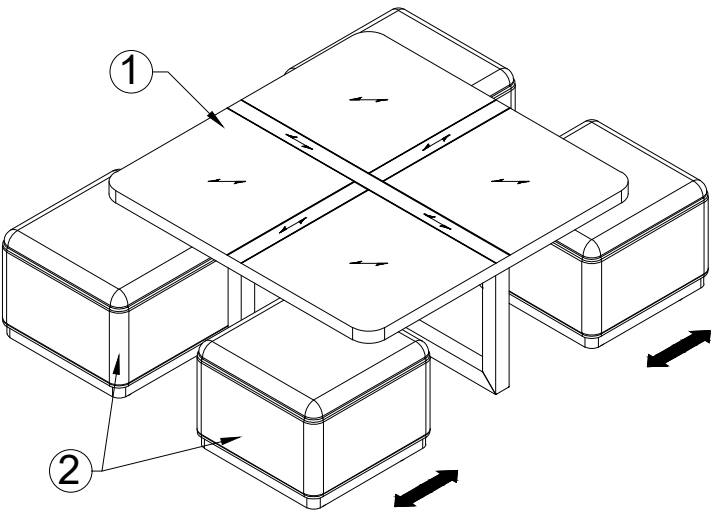
STEP 1



STEP 2



STEP 3



COMPLETE

