



Assembly Instructions

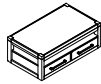
RETG 1422-73 LIFT-TOP COCKTAIL TABLE W/CASTERS - SKU# 22014207

Manufactured by RETG for Rooms To Go

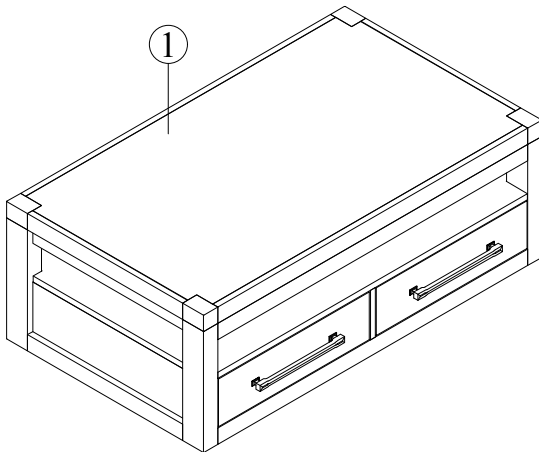
Version#1 - 10/07/2025

***** Caution : Please read all instructions carefully before starting the assembly process. These parts are cumbersome and heavy. Therefore, two people are recommended in order to prevent personal injury and insure the parts are not damaged during the assemble.**

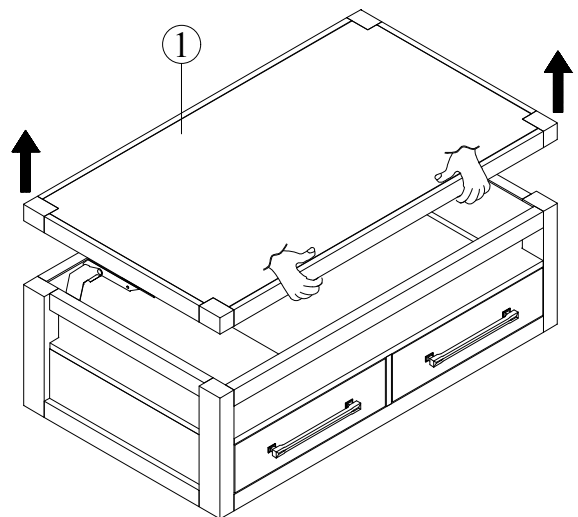
PARTS LIST

No.	Description	Sketch	Q'ty
1	Lift-Top Cocktail Table W/Casters		1 Pc

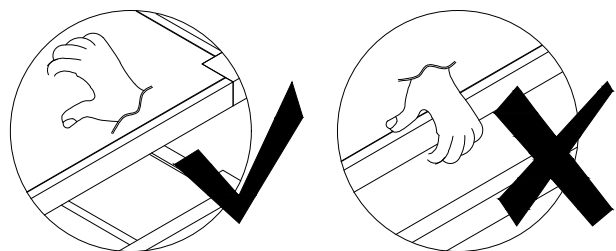
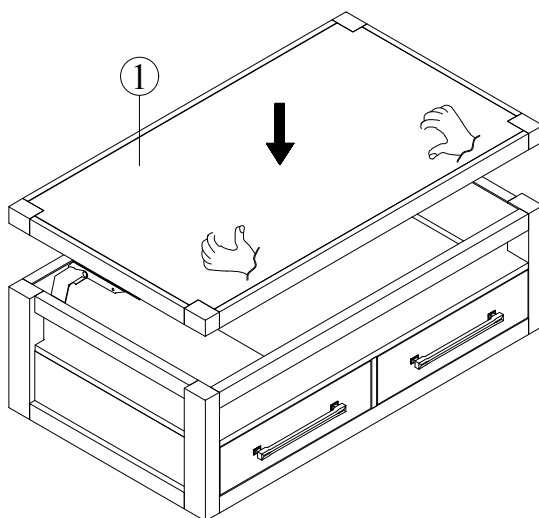
STEP 1: Lift-Top Cocktail Table W/Casters



STEP 2: Perform a manual operation to lift the table top up from its original position.



STEP 3: Place both hands on the table and then press down on the table.



Note: Avoid placing your hands or fingers in narrow gaps or joints to prevent getting pinched or injured.

Hardware Pack Location (s):

RETG 1422-73 LIFT-TOP COCKTAIL TABLE W/CASTERS - SKU#22014207