



ASSEMBLY INSTRUCTIONS




NEFS T102-1 RECT. COCKTAIL TABLE



SKU: 22112104


Thank you for purchasing this quality product . Be sure to check all packing material carefully for small parts which may have come loose inside the carton during shipment . Identify and count all parts and compare with the **HARDWARE LIST** below .

Caution : Please read instructions thoroughly before unpacking assembly parts.

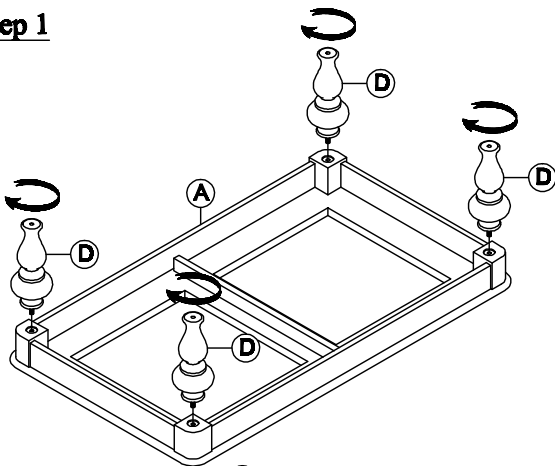
1. We recommend that you assemble this product with the assistance of the another person; this will make assembly easier, and will help to eliminate damage to the product or injury to persons during assembly.
2. Please do not over tighten screws or bolts until the assembly is completed.
3. Please put all parts on a non-abrasive floor before assembly, and follow the assembly steps to assemble your newly purchased product correctly and efficiently.

NO.	PART LIST		QTY
A		TABLE TOP	1PC
B		BOTTOM SHELF	1PC
C		GLASS TOP	2PCS

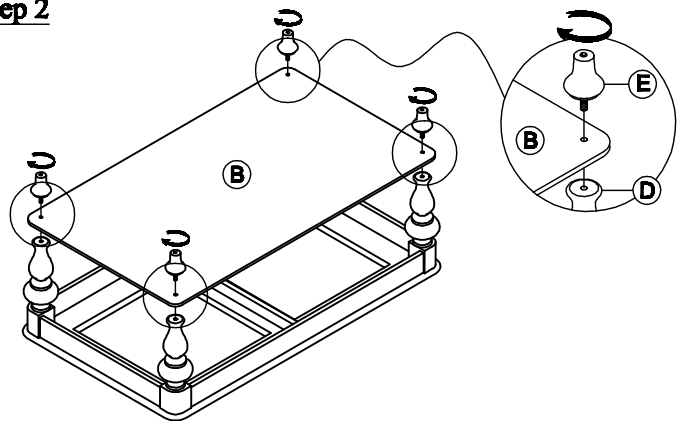
NO.	PART LIST		QTY
D		TURNING POST	4PCS
E		TURNING FOOT	4PCS

NO.	PART LIST		QTY
1		GLASS BUMPER	8PCS

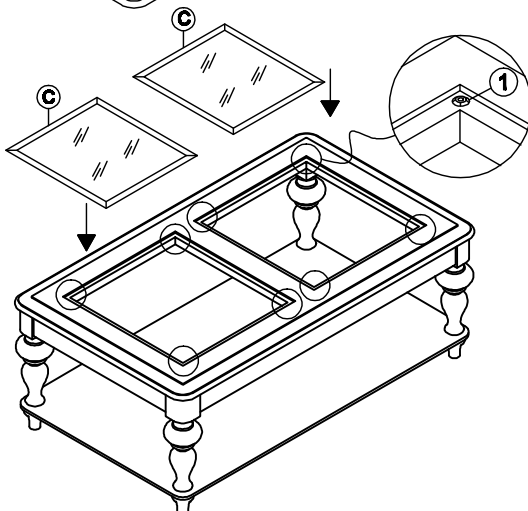
Step 1



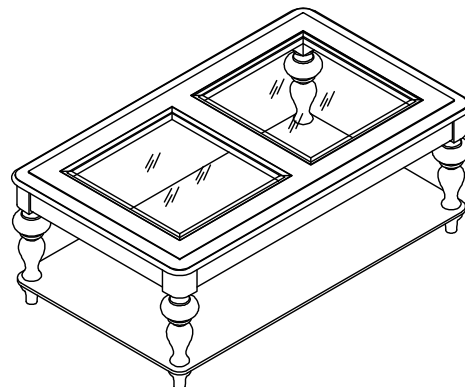
Step 2



Step 3



Step 4



MADE IN VIETNAM