

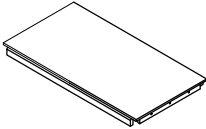
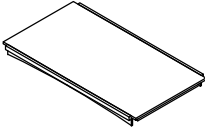
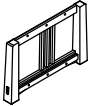
Assembly Instructions


HOUS 2769-06 RECT SHELF COCKTAIL TBL

SKU NO: 22127698

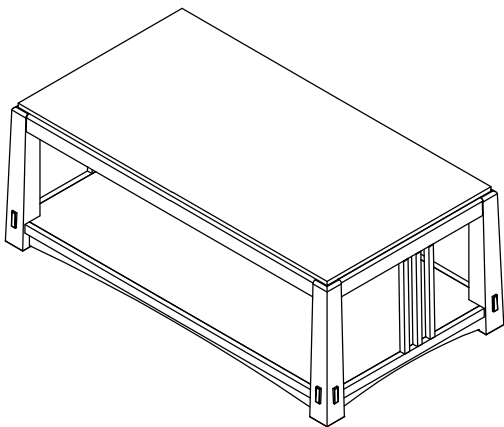
Version: #1 - 2024/08/07

Thank you for purchasing this quality product. Be sure to check all packing material carefully for small parts, which may have come loose inside the carton during shipment. Identify and count all parts and compare with the part list below.

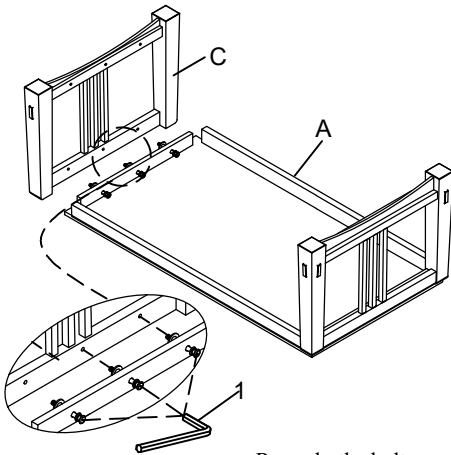
PARTS LIST:			
NO	DESCRIPTION	SKETCH	QTY
A	TOP		1PC
B	BOTTOM		1PC
C	LEGS FRAME		2PCS

HARDWARE PACKAGE				
NO	DESCRIPTION	SKETCH	SIZE	QTY
1	Allen key		4*59*25mm	1 pc

Notes:
DO NOT tighten all the bolts until the assembly is completed

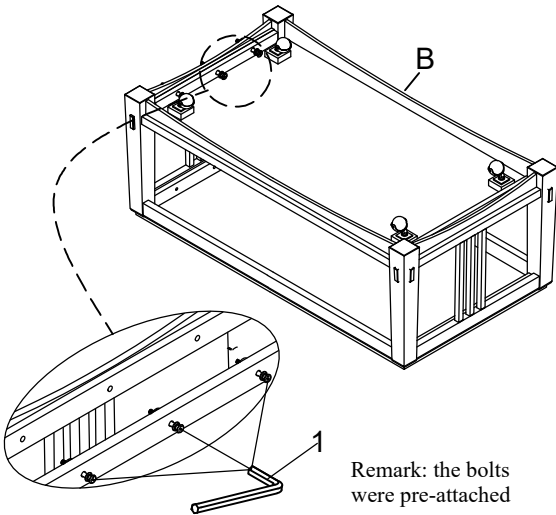


STEP 1 Place the top (A) upside down on a soft surface such as a carpet to protect against scratches. Attach the legs frame (C) to the top (A) by using allen key



Remark: the bolts were pre-attached

STEP 2 Attach bottom (B) to the legs frame (C) using allen key (1), (2 people required to assemble).



Remark: the bolts were pre-attached

Hardware Pack Location:
2769-05 RECT SHELF COCKTAIL TBL, SKU NO: 22127698

CLEANING INSTRUCTION: Clear with a soft cloth and warm water with a diluted mild detergent. Follow with a soft cloth and clear water rinse . Then dry thoroughly with a soft cloth.