

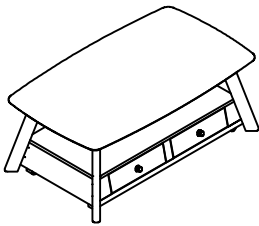
ASSEMBLY INSTRUCTIONS



MIYO 4232-LCT COFFEE TABLE WITH LIFT SKU#22142323


This product is manufactured by MIYO for ROOMS TO GO

Caution: Please read instructions thoroughly before unpacking assembly parts. Sharp, exposed staple tips can cause injury, therefore, for your protection, please remove any exposed staple used in packing.

1. We recommend that you should assemble this product with the assistance of another person; this will make assembly easier, and will help to eliminate damage to the product or injury to persons during assembly.
2. Be sure to check all packing materials carefully for small parts that may have come loose inside the carton during shipment.
3. Please do not over tighten screws or bolts.
4. Please put all parts on a non-abrasive floor before assembly, and follow the assembly steps to assemble your newly purchased product correctly and efficiently.



HARDWARE LISTS			
NO.	OUTLOOK	SIZE	Q'TY
A		Allen key 4mm	1PC
B		WRENCH	1PC

PART LISTS			
NO.	Sketch	Description	Q'TY
1		COFFEE TABLE WITH LIFT	1PC

ATTENTION

1. This product are fully assembled. Lift the Table top to open the storage box if needed as diagram 1 showing.
2. It's user's option to use with or without the castors which were already installed. The castors can be removed and reinstalled with Wrench (B) as diagram 2 showing.
3. Re-tighten all bolts at position as shown by Allen key (A) if needed.

