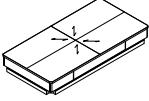
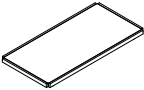
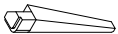


Assembly Instructions

AUGR RTG5888-95 COCKTAIL TABLE - SKU# 22158883

Manufactured by AUGR for **ROOMS TO GO**

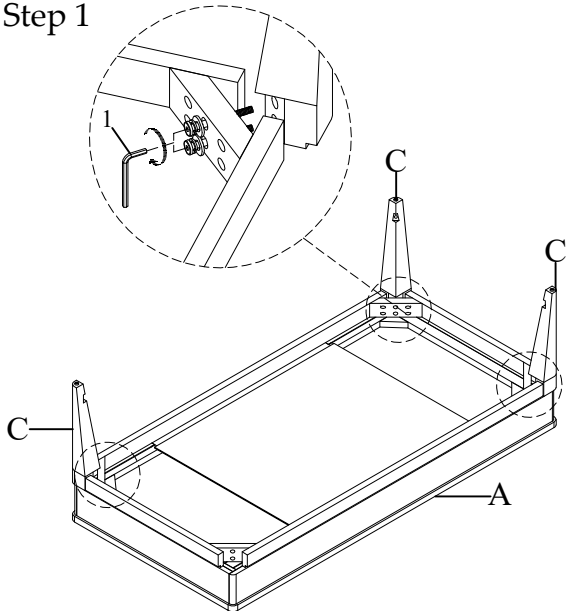
*** Caution: Please read all instructions carefully before starting the assembly process. These parts are cumbersome and heavy. Therefore, two people are recommended in order to prevent personal injury and ensure the parts are not damaged during the assembly

CODE	PARTS LIST		
A	Table Top		1 pc
B	Bottom panel		1 pc
C	Legs		4 pcs

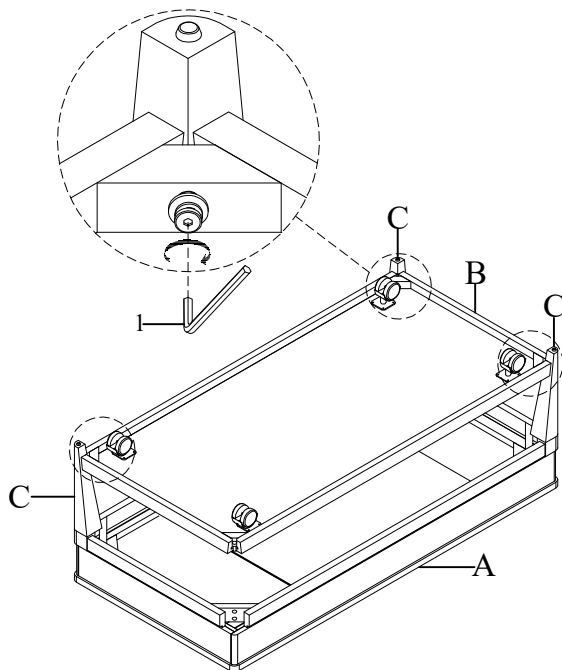
CODE	HARDWARE LIST		
1	ALLEN KEY (4mm)		1 pcs

NOTE:1. BOLTS ARE PRE-INSTALLED ON TABLE TOP (A) AND BOTTOM PANEL (B).
2. DO NOT FULLY TIGHTEN THE BOLTS UNTIL THE ENTIRE UNIT IS COMPLETELY ASSEMBLED.

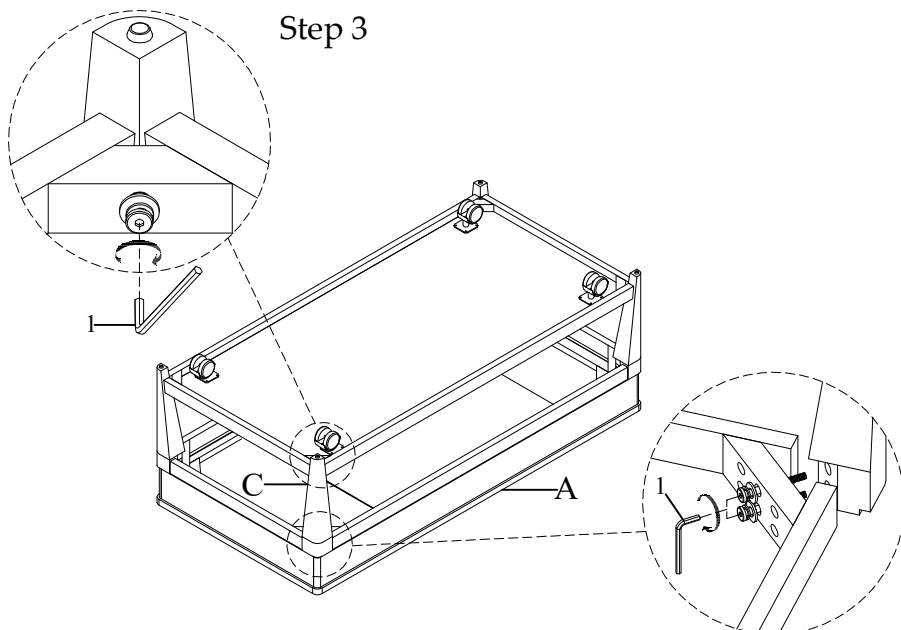
Step 1



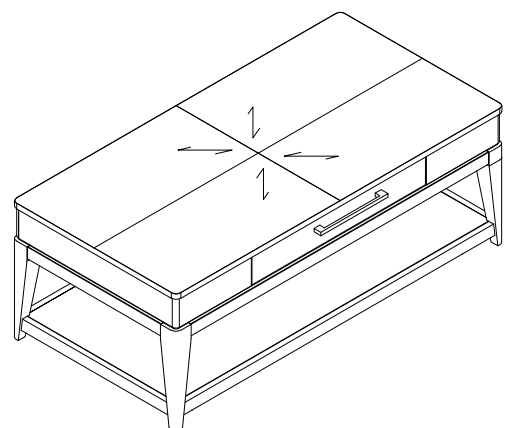
Step 2



Step 3



COMPLETE



Hardware Pack Location (s):

AUGR RTG5888-95 COCKTAIL TABLE - SKU# 22158883