





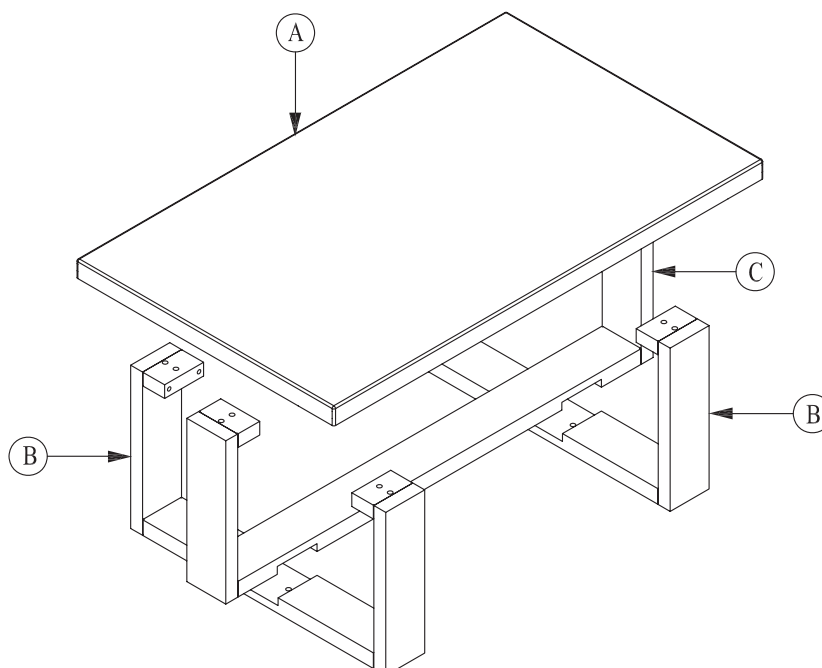


Thank you for purchasing this quality product. Be sure to check all packing material carefully for small parts, which may have come loose inside the carton during shipment.
Identify and count all parts and compare with the Hardware List below.

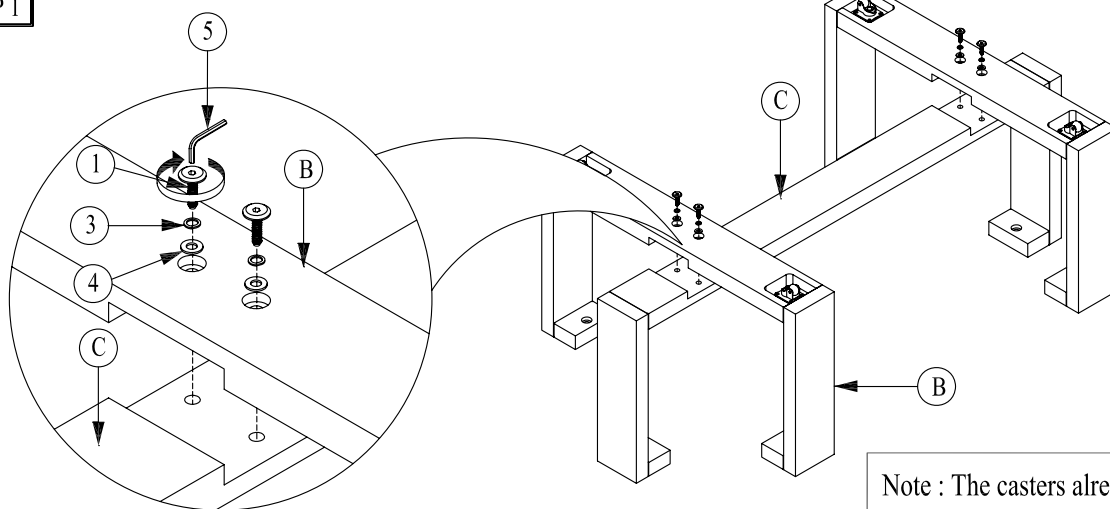
Part List	No.	Description	Qty
	A	Top (Stone)	1 Pc
	B	Side Legs	2 Pcs
	C	Center Leg	1 Pc

Hardware List	No.	Picture	Description	Dimension	Qty
	1		Bolts	5/16" x 18 x 3/4"	4 Pcs
	2		Bolts	5/16" x 18 x 1 3/4"	6 Pcs
	3		Lock Washers	5/16"	10 Pcs
	4		Flat Washers	Ø8 x Ø18 x 1 mm	10 Pcs
	5		Allen Key	5 x 75 mm	1 Pc
	6		Dowels	Ø10 x 40 mm	6 Pcs

PART DETAIL

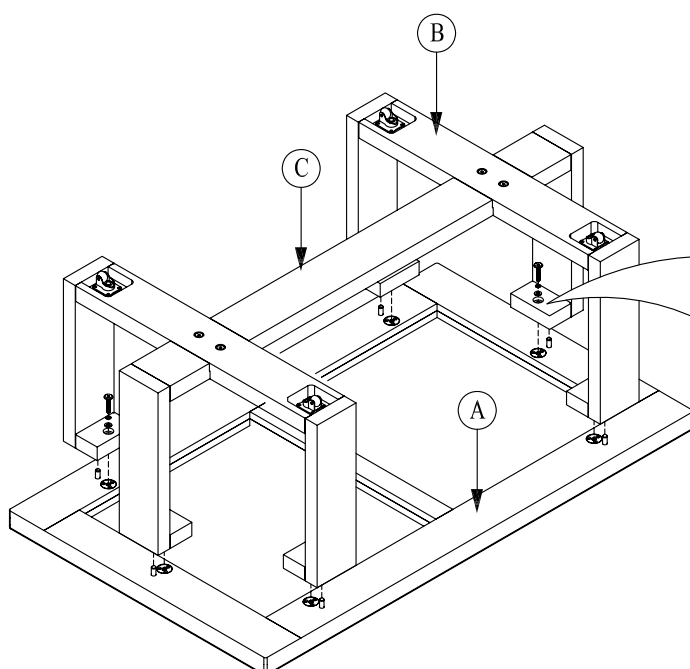


STEP 1

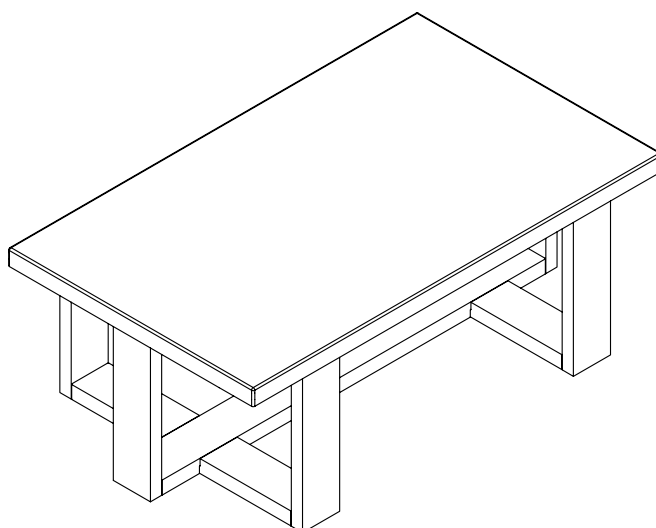
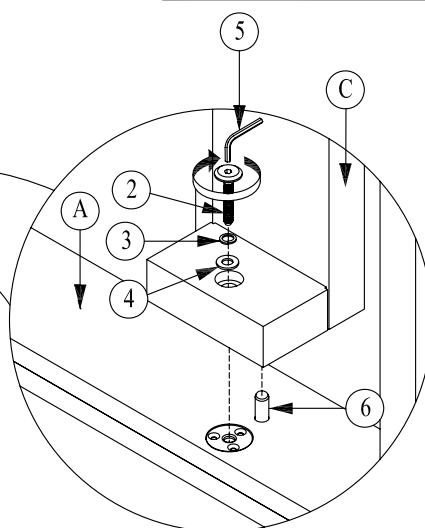


Note : The casters already pre assembly at factory

STEP 2



WARNING :
Do not tighten bolts 100% until assembly is complete



ATTENTION :
Please tighten bolts 100% after assembly is complete

ASSEMBLY COMPLETE