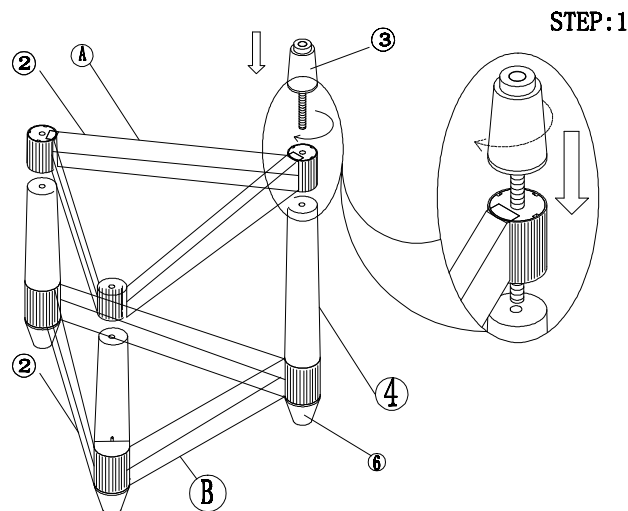




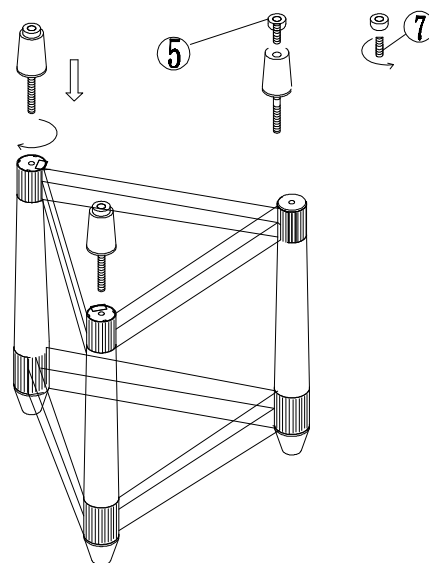
ASSEMBLY INSTRUCTION

T590-01/04 COCKTAIL TABLE (ESPRESSO)
/END TABLE (ESPRESSO)

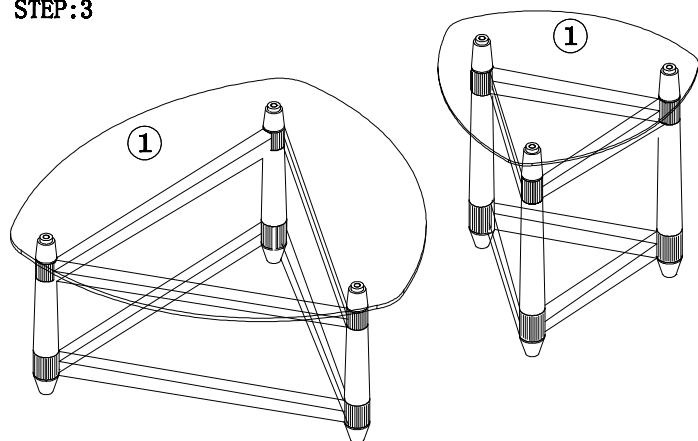
Thank you for purchasing this quality product. Be sure to check all packing material carefully for small parts which may have come loose inside the carton during shipment. Identify and count all parts and compare with the Parts list below:



STEP:2



STEP:3



PART LIST

①	Glass top		1PC	②	Leg assembly		2pc
③	Upper leg		3pcs				
④	Center leg		3pcs				
⑤	Aluminium handle		3pcs				
⑥	Bottom leg		3pcs				
⑦	Screw		3pcs				

ASSEMBLY INSTRUCTION

DO NOT COMPLETELY TIGHTEN UNTIL ALL ITEMS HAVE BEEN FULLY ASSEMBLED

- 1) Assembly ② to ② with ③⑥ then Assembly with ④
- 2) Assembly ⑤ to ③ ⑦
- 3) Put the Glass top on the base

MADE IN CHINA