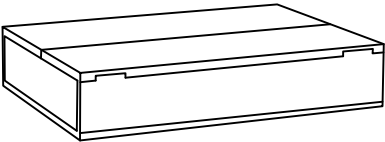

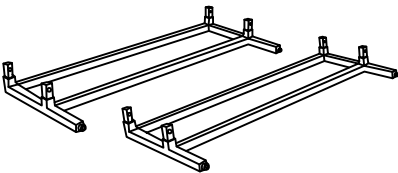





Factory Code: KKBB
Manufactured by (KKBB) for Rooms To Go

Assembly Instruction

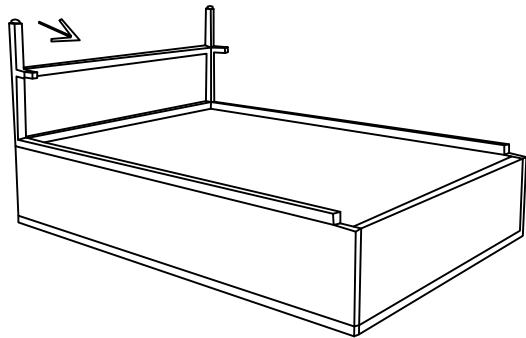
Item No. 22173328

Thank you for purchasing this quality product. Be sure to check all packing material carefully for small parts that may have come loose inside the carton during shipment.
(Note: Loosely thread all screw/bolts first. Once the item is assembled then completely tighten.)

PARTS LIST:			HARDWARE LIST:				
No.	Sketch	Quantity	No.	Sketch	Description	Size	Quantity
1		1	4		Allen Key	4 MM	1
2		2	5		Allen bolt WITH 16 THREADS	15X6 (MM)	8+1
3		2	6		Washer	8 MM	8+1

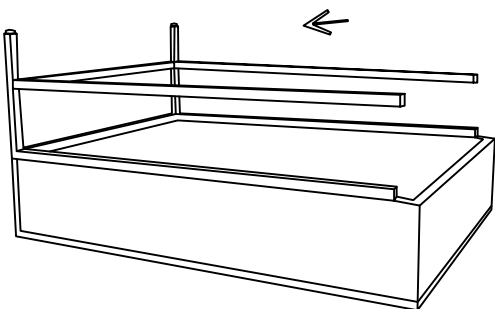
STEP 1:

INSERT PART 2 IN PART 1



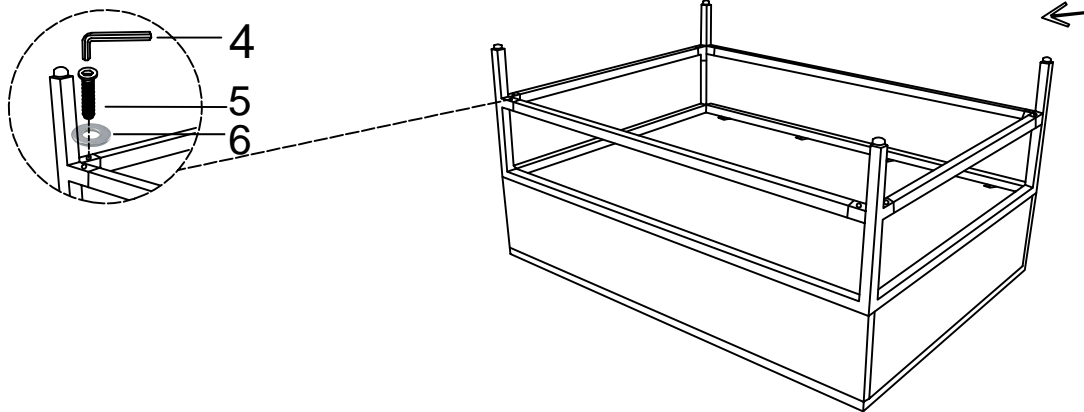
STEP 2:

INSERT PART 3 IN PART 2



STEP 3:

INSERT PART 2 IN PART
3 AND 1



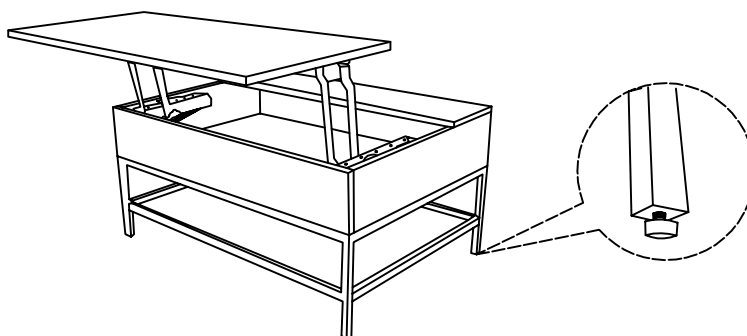
TIPS FOR ALIGNING COFFEE TABLE:

Place the top (1) on the flat surface and fix PART (2) with PART (3) and then fix PART (2) - AS SHOWN.

Make sure everything is on the floor.

NOTE: Do not fully tighten all bolts during assembly then assembly fully tighten all bolts.

STEP:4



Tip B : Sometimes product will not line up because of an uneven surface the furniture rests on. In that case try adjusting the levelers found on the bottom of each leg to aid in correcting.