












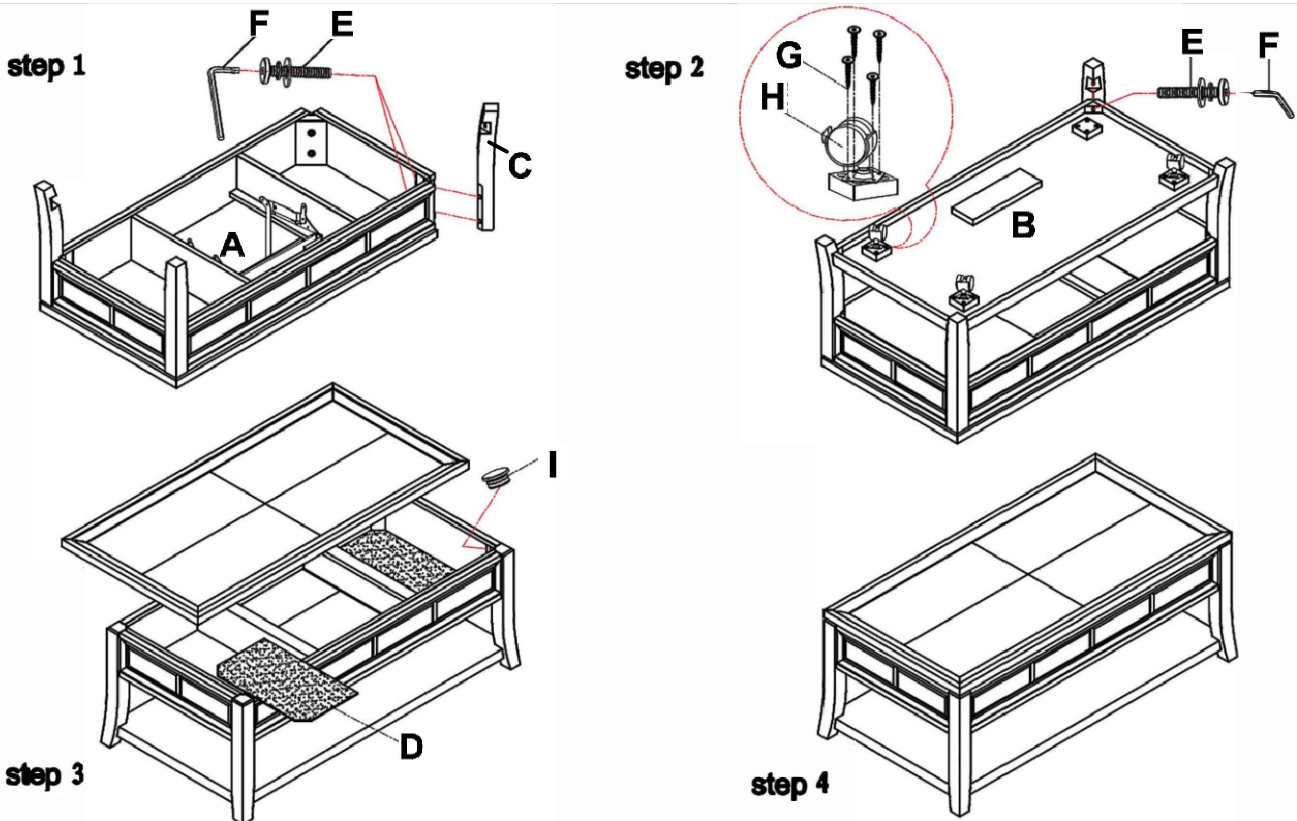
Manufactured for Rooms To Go

# ASSEMBLY INSTRUCTIONS

ALEK 922-30 Chairside Table With Lift Top  
 SKU : 22192241

Thank you for purchasing this quality product. Be sure to check all packing material carefully for small parts which may have come loose inside the carton during shipment. Identify and count all parts and compare with the Parts list below:

CODE	PARTS LIST		Q'TY	CODE	DESCRIPTION	PART	Q'TY
A	TABLE TOP		1	E	BOLT: $\phi \frac{5}{16}$ " * 2-3/4 (18 Threads per inch.)		12
B	SHELF		1		LOCK WASHER: $\phi \frac{5}{16}$ "		12
C	LEG		4		WASHER: $\phi \frac{5}{16}$ " * 19mm		12
D	SHELF		2	F	ALLEN WRENCH: 4mm		1
				G	SCREW: 25mm		16
				H	CASTOR		4
				I	PLASTIC CAP		8



## ASSEMBLY INSTRUCTION

- 1) Carefully unwrap the furniture and place all parts on a clean soft blanket
- 2) Place the table top frame upside down as shown in STEP1
- 3) Using Bolt, Lock washer and washer, attach each leg to the frame, but do not tighten 100%
- 4) Attach the bottom board to each leg
- 5) Tighten the legs and frame, bottom board 100%
- 6) Enjoy your table for a long time to come

MADE IN VIETNAM