


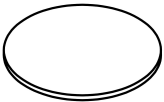



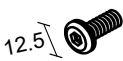
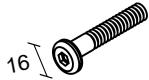
Assembly Instruction

ALEK 326-5 ROUND COCKTAIL TABLE - SKU#22203272

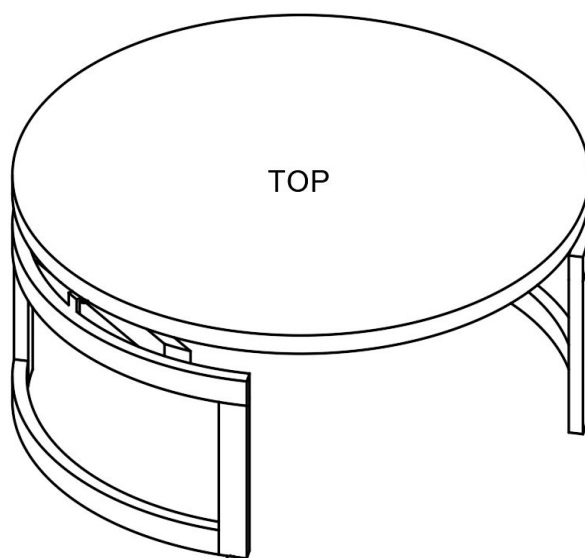
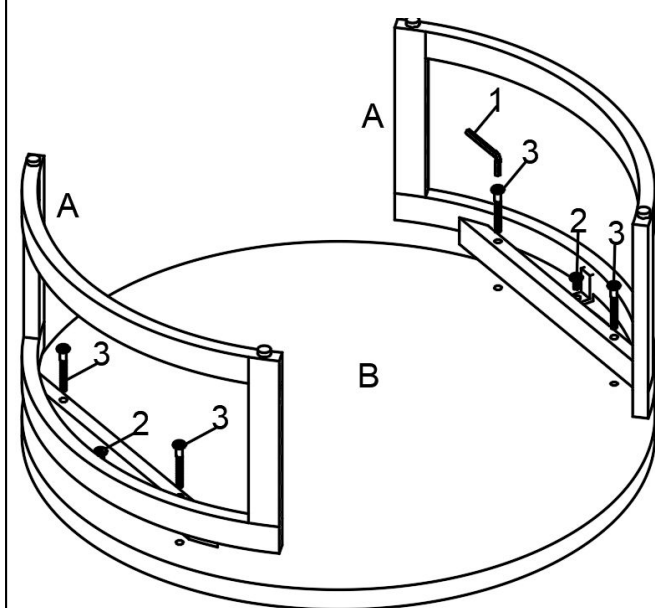
Manufactured by ALEK for Rooms To Go

Thank you for purchasing this quality product. Be sure to check all packing materials carefully. Small parts may have come loose inside the carton during shipment. Identify and count all parts. Compare it with the parts list below:

Parts list			
No.	PART	DESCRIPTION	Q.TY
A		Side Leg	2
B		Stone Table Top	1

Hardware list			
No.	PART	DESCRIPTION	Q.TY
1		Allen Wrench : M4	1
2		Flat head bolt : Ø1/4"-20*15mm	2
3		Flat head bolt : Ø1/4"-20*55mm	4

Step 1



Assembly completed

ASSEMBLY INSTRUCTION

1. Insert side leg (A) onto stone table top (B). Then tighten the screw with Allen wrench (1).

Hardware Pack Location(s): ALEK 326-5 ROUND COCKTAIL TABLE - SKU#22203272

*** Caution : Please read all instructions carefully before starting the assembly process. These parts are cumbersome and heavy. Therefore, two people are recommended in order to prevent personal injury and insure the parts are not damaged during the assemble

MADE IN VIETNAM