



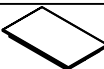


ASSEMBLY INSTRUCTIONS














NEFS N630-04 LIFT TOP COCKTAIL TABLE
22205303

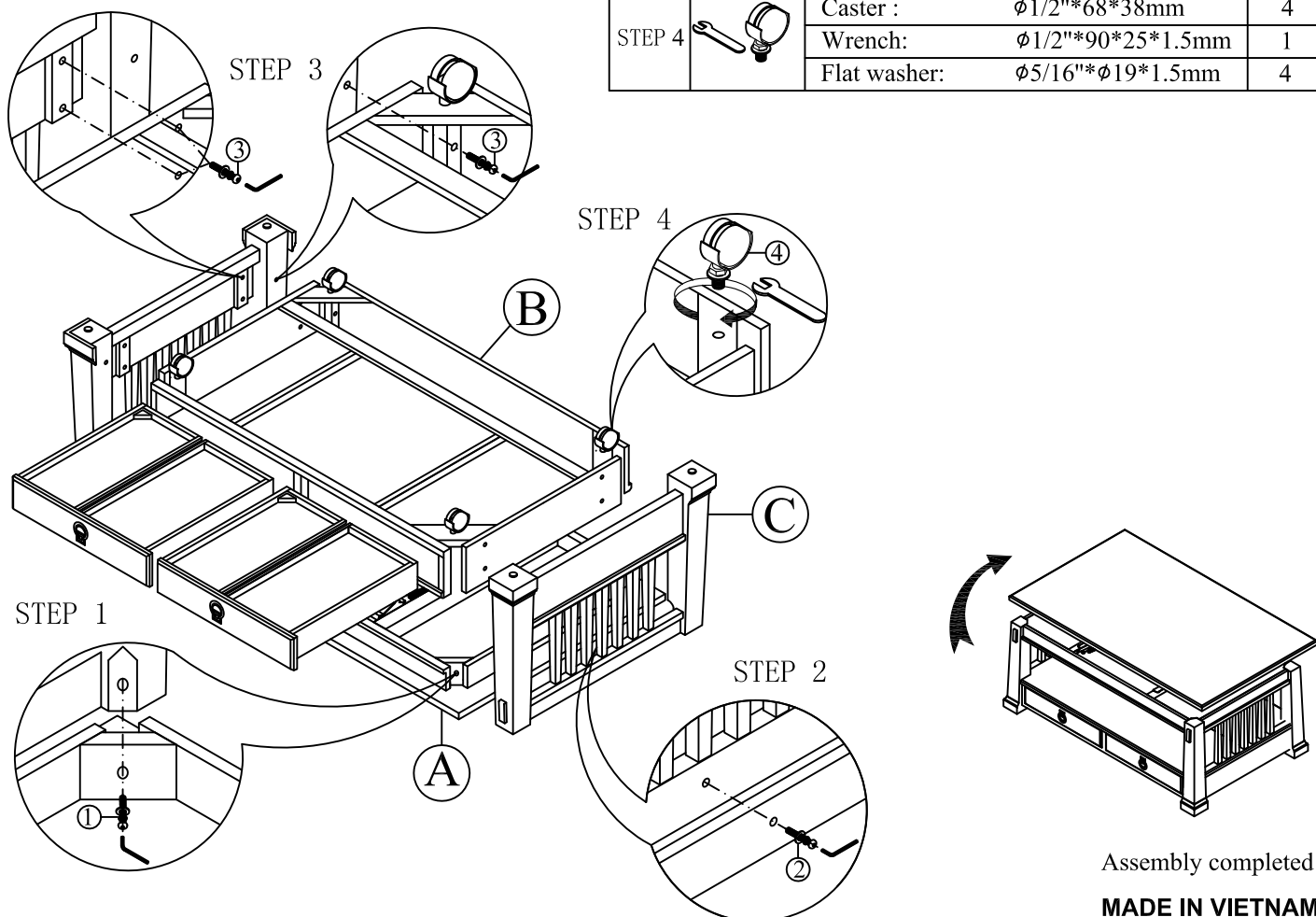
Thank you for purchasing this quality product . Be sure to check all packing materials carefully for small parts ,which may have come loose inside the carton during shipment . Identify and count all parts and compare with the **HARDWARE LIST** below.

Caution : Please read instructions thoroughly before unpacking assembly parts.

1. We recommend that you assemble this product with the assistance of the another person; this will make assembly easier, and will help to eliminate damage to the product or injury to persons during assembly.
2. Please do not over tighten screws or bolts until the assembly is completed.
3. Please put all parts on a non-abrasive floor before assembly, and follow the assembly steps to assemble your newly purchased product correctly and efficiently.

No.	Parts List	QTY
A	 TABLE TOP BOX	1
B	 TABLE BOTTOM BOX	1
C	 LEG	2

No.	Parts List	QTY
STEP 1	 Allen bolt: $\phi 5/16" * 1 \ 3/4"$	4
	 Spring washer: $\phi 5/16" * \phi 12\text{mm}$	4
	 Flat washer: $\phi 5/16" * \phi 19 * 1.5\text{mm}$	4
	 Allen wrench: 4mm	1
STEP 2	 Allen bolt: $\phi 5/16" * 1 \ 3/4"$	2
	 Spring washer: $\phi 5/16" * \phi 12\text{mm}$	2
	 Flat washer: $\phi 5/16" * \phi 19 * 1.5\text{mm}$	2
STEP 3	 Allen bolt: $\phi 5/16" * 1 \ 3/4"$	12
	 Spring washer: $\phi 5/16" * \phi 12\text{mm}$	12
	 Flat washer: $\phi 5/16" * \phi 19 * 1.5\text{mm}$	12
STEP 4	 Caster : $\phi 1/2" * 68 * 38\text{mm}$	4
	 Wrench: $\phi 1/2" * 90 * 25 * 1.5\text{mm}$	1
	 Flat washer: $\phi 5/16" * \phi 19 * 1.5\text{mm}$	4



Assembly completed

MADE IN VIETNAM