



ASSEMBLY INSTRUCTION

PULA: 4770-250 - Rectangle Cocktail Table


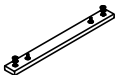
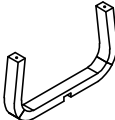
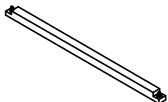
SKU: 22247705


Version#1 - 10/15/2024

This product is manufactured by PULA for **Rooms To Go**

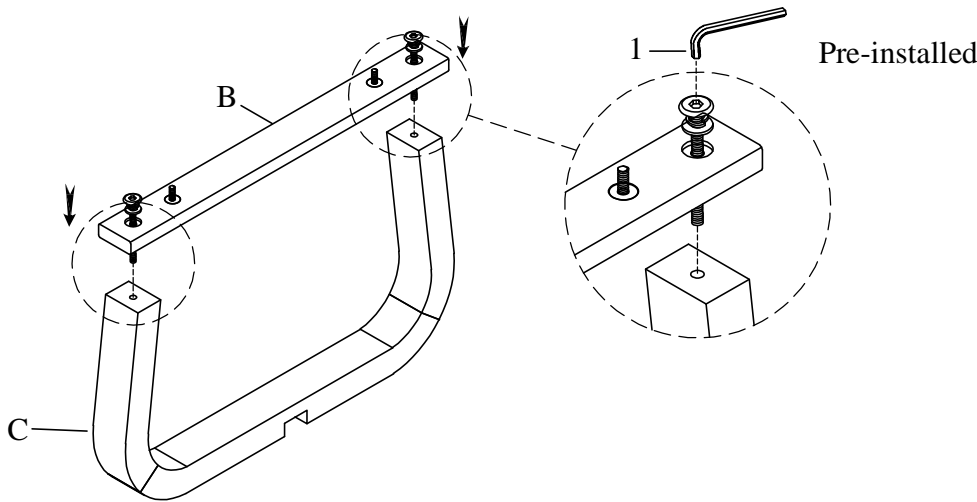
*** Caution: Please read all instructions carefully before starting the assembly process. These parts are cumbersome and heavy. Therefore, two people are recommended in order to prevent personal injury and ensure the parts are not damaged during the assembly.

*** Remark: DO NOT fully tighten all bolts until assembly is completed.

Code	PARTS LIST :		
A	Table Top		1Pc
B	Top Panel		2Pcs
C	Table Leg		2Pcs
D	Stretcher		1Pc

Code	HARDWARE LIST		
1	4mm Allen Key		1Pc

STEP 1



Hardware Pack Location (s):

4770-250 - Rectangle Cocktail Table , SKU: 22247705



ASSEMBLY INSTRUCTION

PULA: 4770-250 - Rectangle Cocktail Table

SKU: 22247705

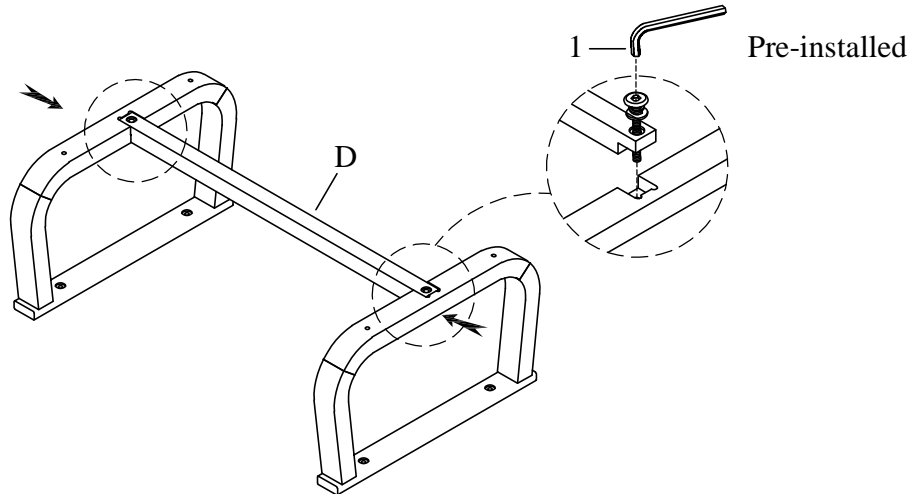
Version#1 - 10/15/2024

This product is manufactured by PULA for Rooms To Go

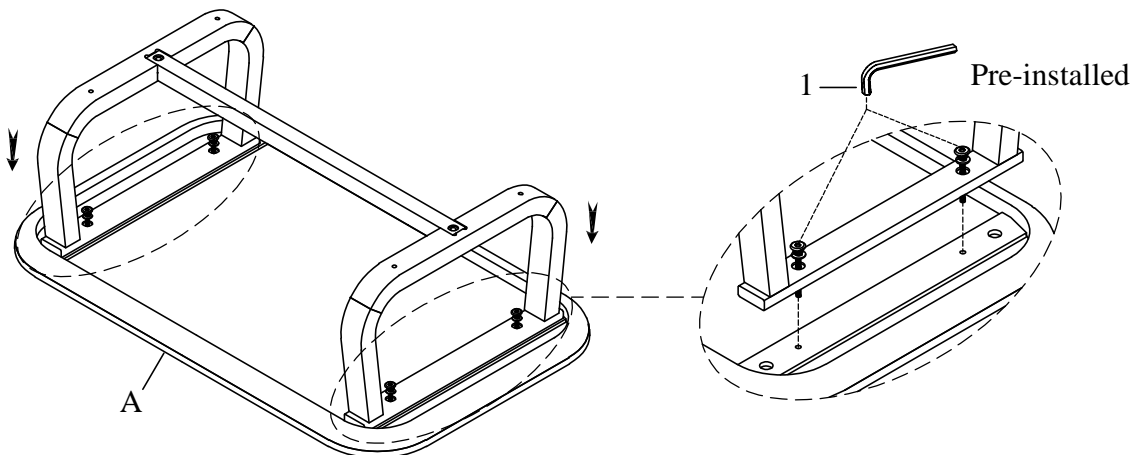
*** Caution: Please read all instructions carefully before starting the assembly process. These parts are cumbersome and heavy. Therefore, two people are recommended in order to prevent personal injury and ensure the parts are not damaged during the assembly.

*** Remark: DO NOT fully tighten all bolts until assembly is completed.

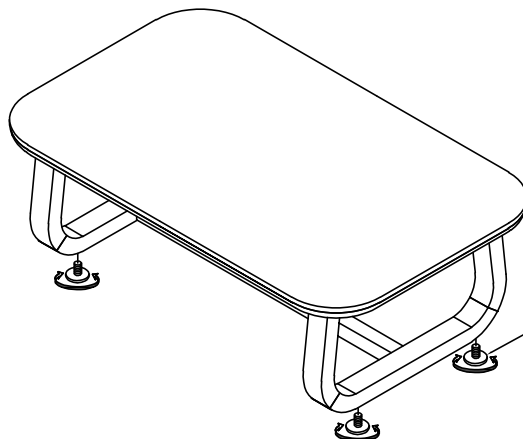
STEP 2



STEP 3



Complete



Remark:
Leveler are pre-installed
on the Table leg.